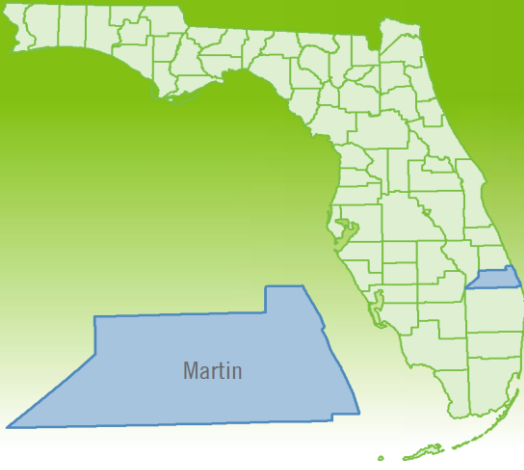


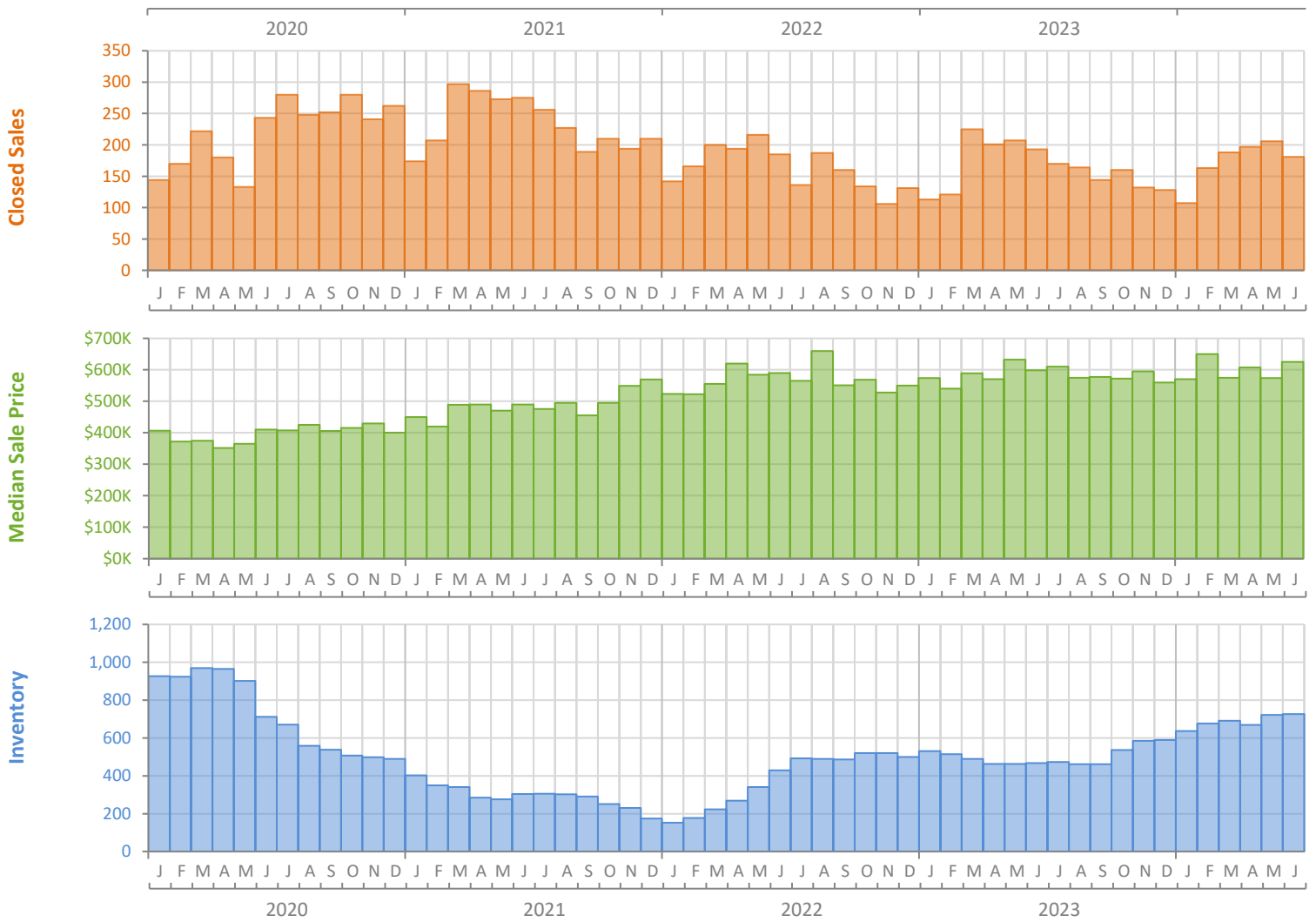
Monthly Market Summary - June 2024

Single-Family Homes

Martin County



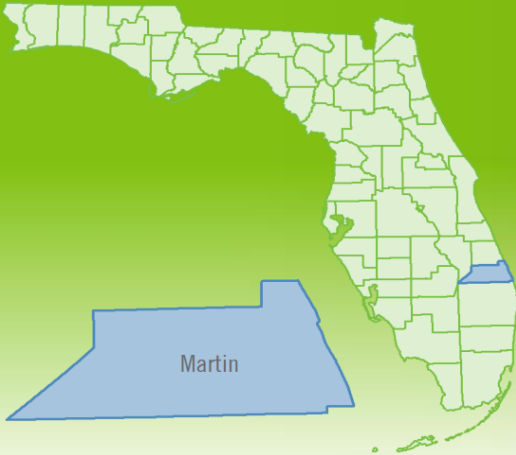
	June 2024	June 2023	Percent Change Year-over-Year
Closed Sales	181	193	-6.2%
Paid in Cash	98	84	16.7%
Median Sale Price	\$625,000	\$598,500	4.4%
Average Sale Price	\$892,934	\$728,424	22.6%
Dollar Volume	\$161.6 Million	\$140.6 Million	15.0%
Med. Pct. of Orig. List Price Received	94.4%	96.0%	-1.7%
Median Time to Contract	32 Days	22 Days	45.5%
Median Time to Sale	76 Days	66 Days	15.2%
New Pending Sales	182	168	8.3%
New Listings	230	204	12.7%
Pending Inventory	256	247	3.6%
Inventory (Active Listings)	727	467	55.7%
Months Supply of Inventory	4.5	2.9	55.2%



Monthly Distressed Market - June 2024

Single-Family Homes

Martin County



		June 2024	June 2023	Percent Change Year-over-Year
Traditional	Closed Sales	181	192	-5.7%
	Median Sale Price	\$625,000	\$600,000	4.2%
Foreclosure/REO	Closed Sales	0	1	-100.0%
	Median Sale Price	(No Sales)	\$285,000	N/A
Short Sale	Closed Sales	0	0	N/A
	Median Sale Price	(No Sales)	(No Sales)	N/A

