

## Login to MLS Touch



## Select Search



Hi Connie Nieto



The screenshot shows the MLS-Touch mobile app interface. At the top, there's a header with the user's name 'Hi Connie Nieto' and a profile icon. Below this is a grid of search options: 'Map Search' (with a map icon), 'Advanced Search' (with a magnifying glass icon), 'Saved Searches' (with a camera icon), 'Search by Number' (with a grid icon), 'My Favorites' (with a star icon), 'InstaView' (with a circular refresh icon), and 'Hotsheet' (with a flame icon). At the bottom, there's a navigation bar with icons for Home, Search, Contacts (with a red notification badge), Members, and More.

## Select Criteria & Filters

Q Weston Cancel

---

Property Type **Multiple Criteria** >

Sale/Rental All ▾

Price All ▾

1+
 2+
 3+
 4+
 5+

1+
 2+
 3+
 4+
 5+

Living Area Any ▾

Lot Area Any ▾

Listing Status Active >

Since All ▾

Show Open Houses Only

Short Payoff

Year Built All ▾

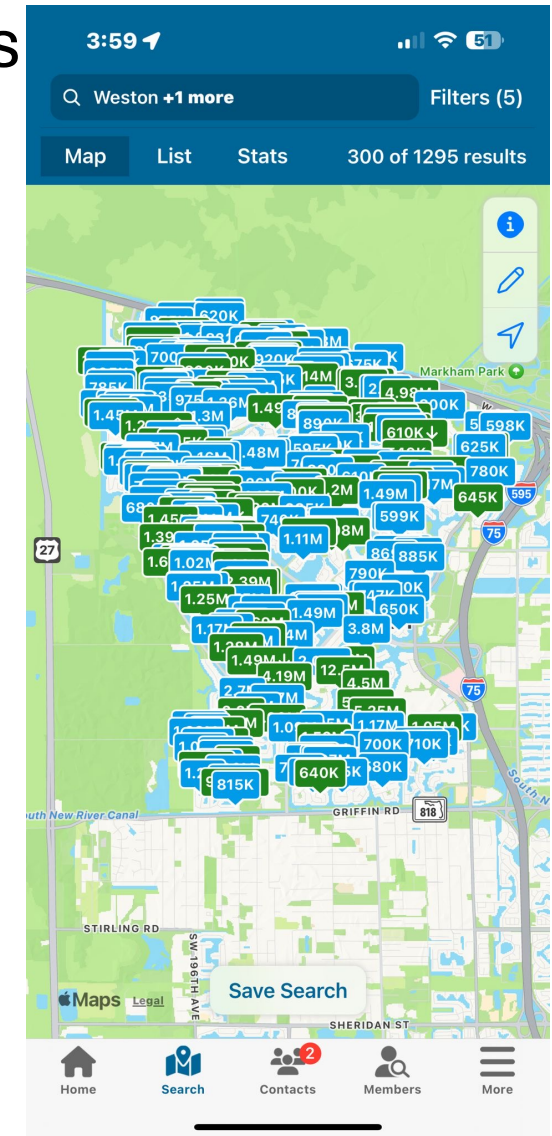
Style of Business >

More Criteria

Reset

Search

## Review Map Results



## Review List Results:

3:59
51

Filters (5)

Map
List
Stats
300 of 1295 results

Sort by: Ascending Price ▼



CLOSED OFF MARKET: APR 2024  
**\$400,000** ~~\$500,000~~ ↓ 20%  
 566 Lakeside Cir, Sunrise, 33326  
 3 bd • 2 ba • 1460 SqFt • \$342.47 \$/sqft • 1986 yr. built



CLOSED OFF MARKET: MAY 2024  
**\$480,000** Save Search  
 600 Stanton Dr, Wes...  
 3 bd • 2 ba • 1505 SqFt • \$318.94 \$/sqft • 1994 yr. built

Home
Search
Contacts 2
Members
More

## Review Stats:

Filters (5)

Map
List
Stats
300 of 1489 results

On Market
Sold/Leased
Off Market

PRICES

\$1,612,365


Average Price

\$30,000  
 Lowest Price

\$1,250,000  
 Median Price

\$12,500,000  
 Highest Price

PROPERTY TYPE BREAKDOWN



- 90%** Single
- 4%** Townhouse
- 3%** Condo
- 3%** Others

DAYS IN MLS

45 days

Average Days in MLS

0 day  
 Shortest Time

357 days  
 Longest Time


Home
Search
Contacts 2
Members
More

Filters (5)

Map
List
Stats
300 of 1489 results

On Market
Sold/Leased
Off Market

Show Stats Since 6 months



PRICES

\$1,093,638


Average Price

\$398,000  
 Lowest Price

\$869,900  
 Median Price

\$7,100,000  
 Highest Price

PROPERTY TYPE BREAKDOWN



- 88%** Single
- 5%** Townhouse
- 4%** Villa
- 3%** Condo

DAYS IN MLS

44 days

Average Days in MLS

0 day  
 Shortest Time

581 days  
 Longest Time

Home
Search
Contacts 2
Members
More