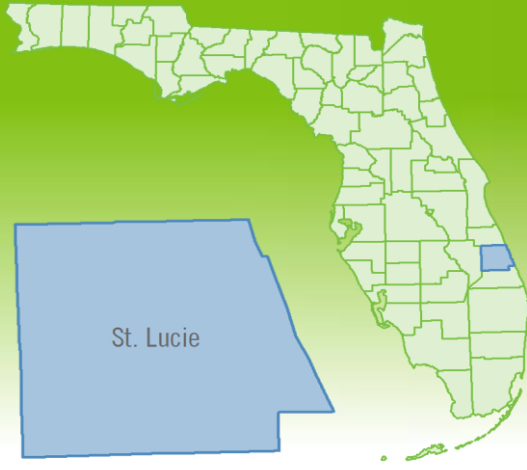


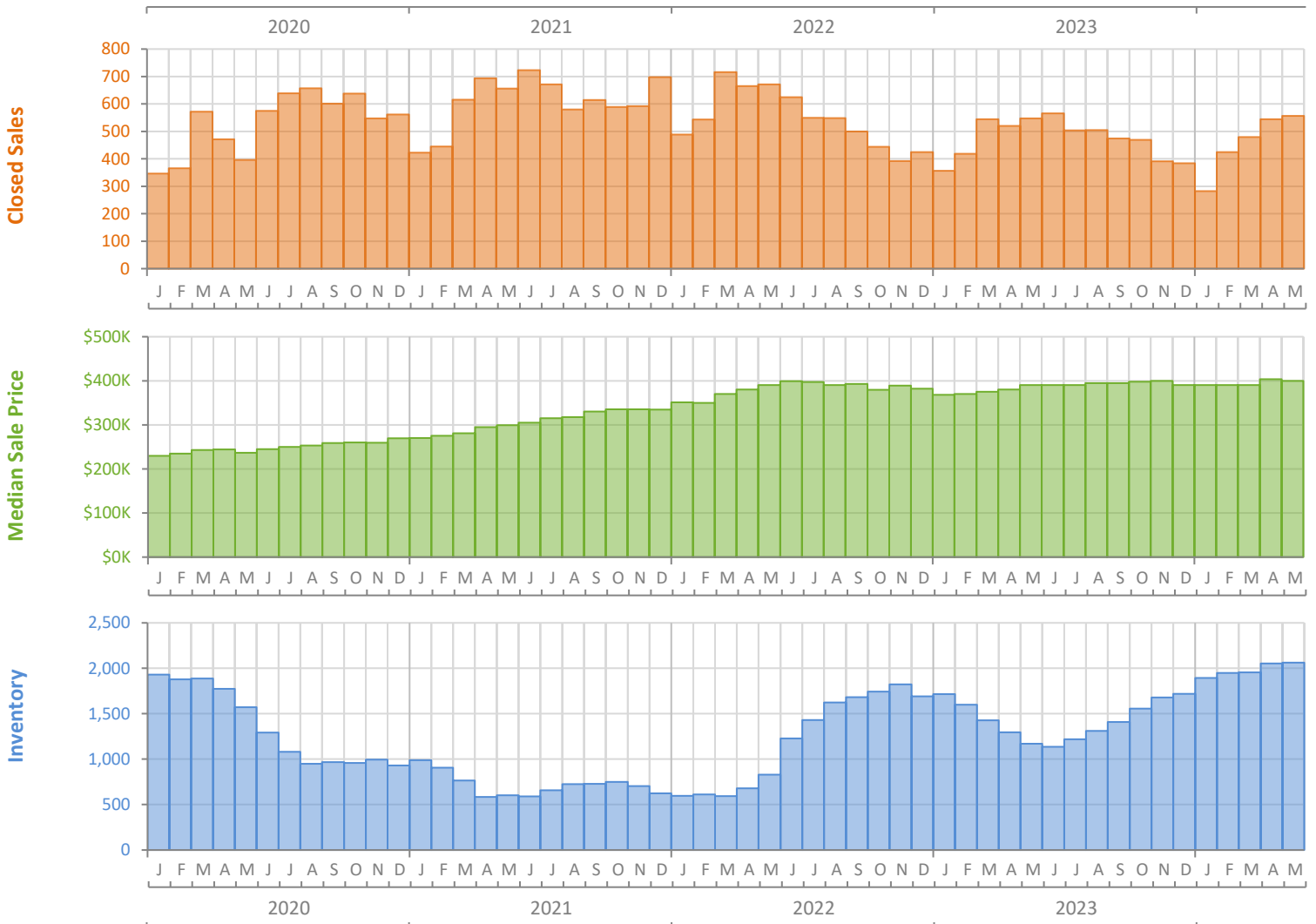
Monthly Market Summary - May 2024

Single-Family Homes

St. Lucie County



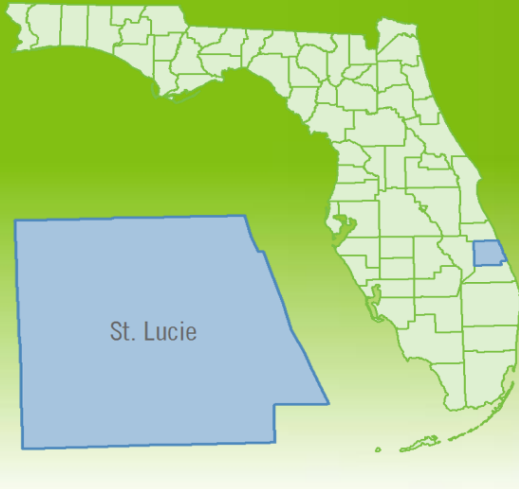
	May 2024	May 2023	Percent Change Year-over-Year
Closed Sales	557	548	1.6%
Paid in Cash	156	132	18.2%
Median Sale Price	\$400,000	\$390,000	2.6%
Average Sale Price	\$448,501	\$406,873	10.2%
Dollar Volume	\$249.8 Million	\$223.0 Million	12.0%
Med. Pct. of Orig. List Price Received	96.5%	96.7%	-0.2%
Median Time to Contract	38 Days	34 Days	11.8%
Median Time to Sale	82 Days	77 Days	6.5%
New Pending Sales	568	592	-4.1%
New Listings	703	552	27.4%
Pending Inventory	839	885	-5.2%
Inventory (Active Listings)	2,062	1,171	76.1%
Months Supply of Inventory	4.4	2.4	83.3%



Monthly Distressed Market - May 2024

Single-Family Homes

St. Lucie County



		May 2024	May 2023	Percent Change Year-over-Year
Traditional	Closed Sales	551	546	0.9%
	Median Sale Price	\$403,000	\$390,000	3.3%
Foreclosure/REO	Closed Sales	4	2	100.0%
	Median Sale Price	\$234,350	\$288,450	-18.8%
Short Sale	Closed Sales	2	0	N/A
	Median Sale Price	\$412,500	(No Sales)	N/A

