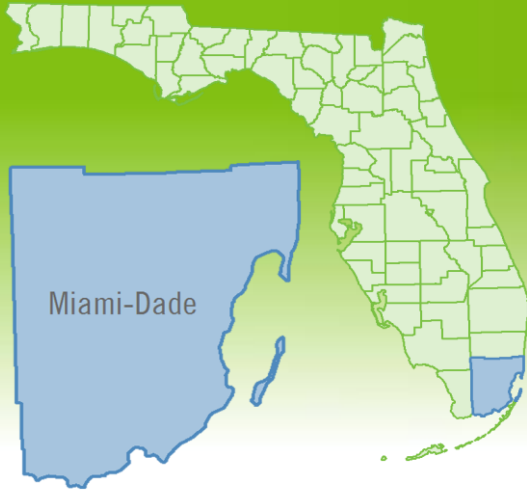


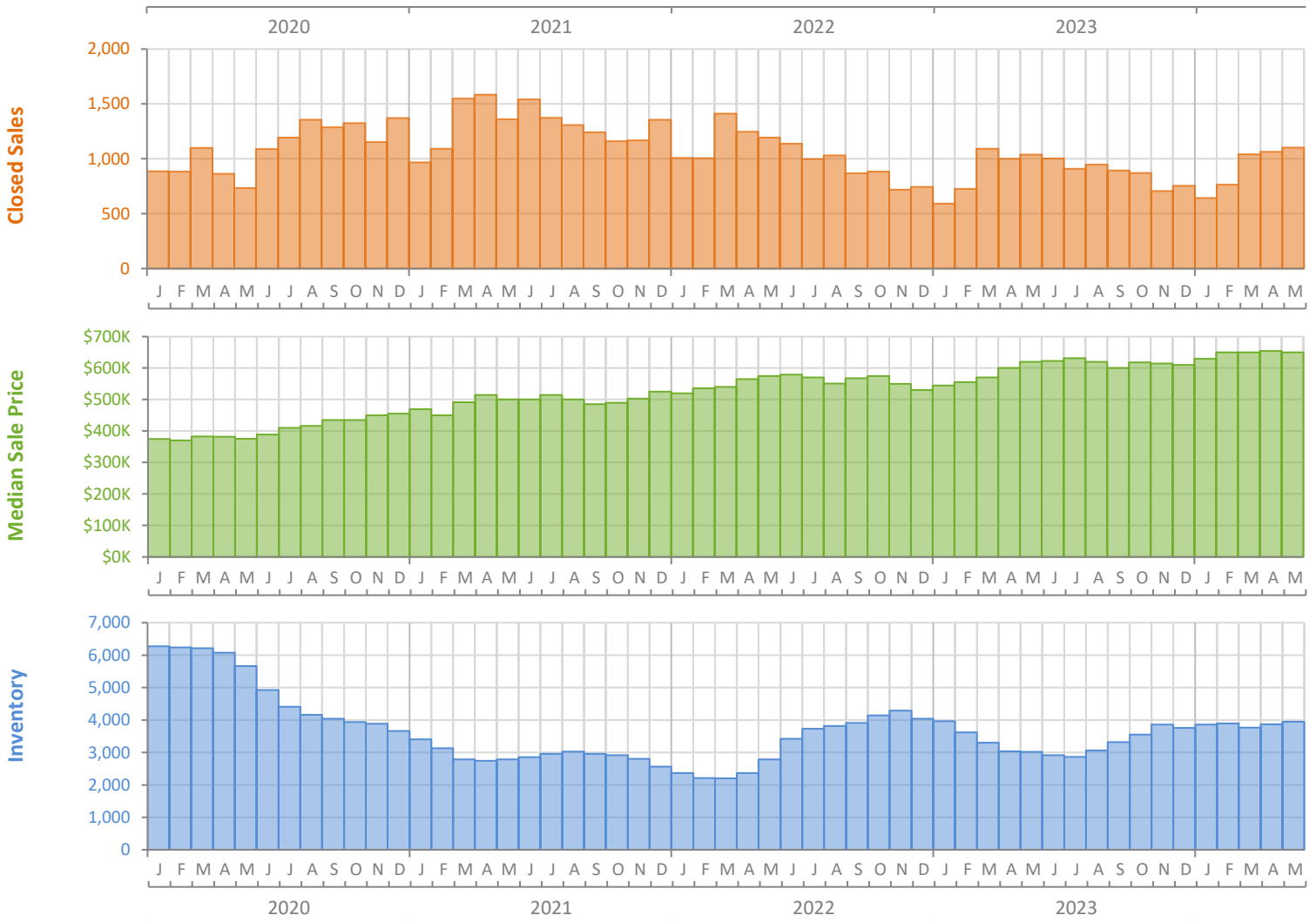
Monthly Market Summary - May 2024

Single-Family Homes

Miami-Dade County



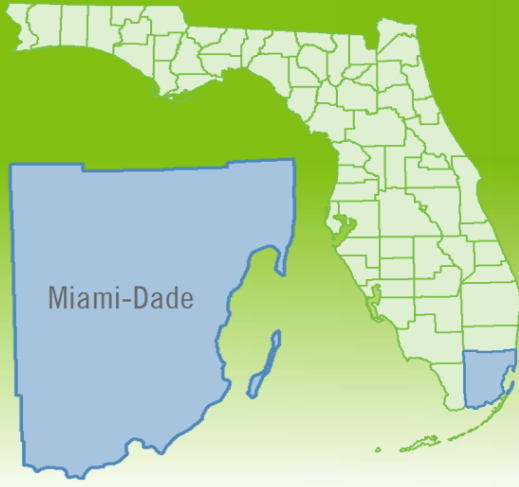
	May 2024	May 2023	Percent Change Year-over-Year
Closed Sales	1,102	1,040	6.0%
Paid in Cash	289	253	14.2%
Median Sale Price	\$650,000	\$620,000	4.8%
Average Sale Price	\$1,189,809	\$1,036,150	14.8%
Dollar Volume	\$1.3 Billion	\$1.1 Billion	21.7%
Med. Pct. of Orig. List Price Received	96.2%	96.8%	-0.6%
Median Time to Contract	33 Days	27 Days	22.2%
Median Time to Sale	76 Days	71 Days	7.0%
New Pending Sales	1,119	1,093	2.4%
New Listings	1,536	1,336	15.0%
Pending Inventory	1,681	1,709	-1.6%
Inventory (Active Listings)	3,949	3,018	30.8%
Months Supply of Inventory	4.4	3.3	33.3%



Monthly Distressed Market - May 2024

Single-Family Homes

Miami-Dade County



		May 2024	May 2023	Percent Change Year-over-Year
Traditional	Closed Sales	1,088	1,027	5.9%
	Median Sale Price	\$650,000	\$622,000	4.5%
Foreclosure/REO	Closed Sales	11	10	10.0%
	Median Sale Price	\$545,000	\$465,750	17.0%
Short Sale	Closed Sales	3	3	0.0%
	Median Sale Price	\$315,000	\$415,000	-24.1%

