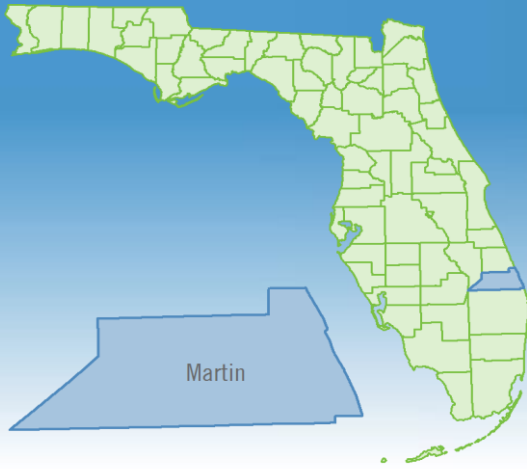


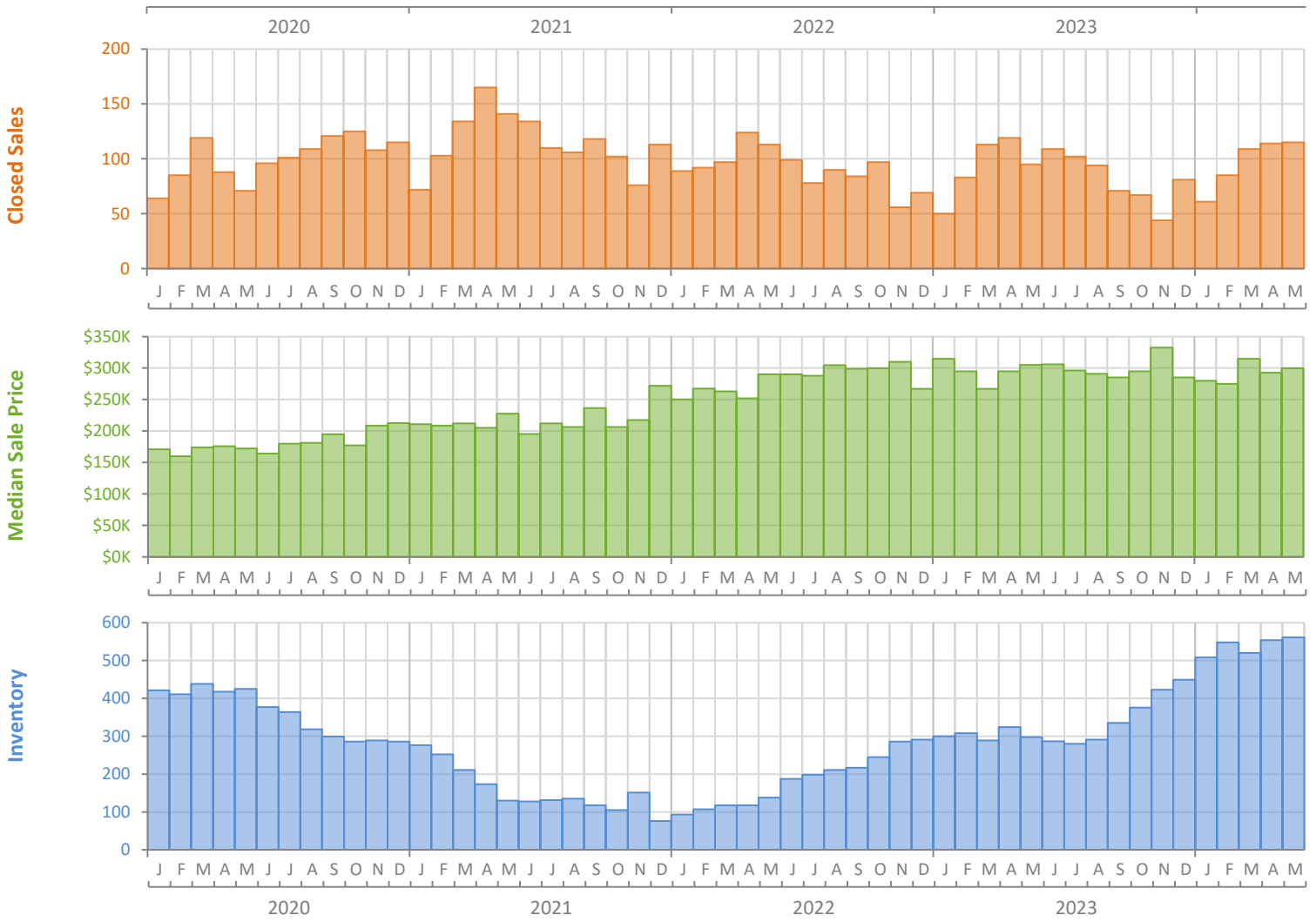
Monthly Market Summary - May 2024

Townhouses and Condos

Martin County



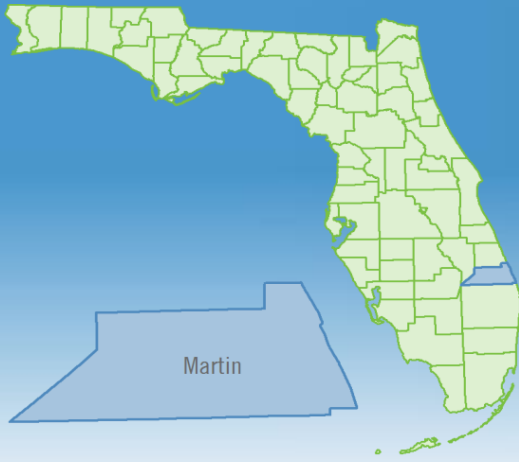
	May 2024	May 2023	Percent Change Year-over-Year
Closed Sales	115	95	21.1%
Paid in Cash	69	62	11.3%
Median Sale Price	\$299,900	\$305,000	-1.7%
Average Sale Price	\$373,198	\$421,987	-11.6%
Dollar Volume	\$42.9 Million	\$40.1 Million	7.1%
Med. Pct. of Orig. List Price Received	93.9%	94.9%	-1.1%
Median Time to Contract	55 Days	26 Days	111.5%
Median Time to Sale	94 Days	67 Days	40.3%
New Pending Sales	102	125	-18.4%
New Listings	155	118	31.4%
Pending Inventory	138	176	-21.6%
Inventory (Active Listings)	561	298	88.3%
Months Supply of Inventory	6.4	3.5	82.9%



Monthly Distressed Market - May 2024

Townhouses and Condos

Martin County



		May 2024	May 2023	Percent Change Year-over-Year
Traditional	Closed Sales	114	95	20.0%
	Median Sale Price	\$299,900	\$305,000	-1.7%
Foreclosure/REO	Closed Sales	0	0	N/A
	Median Sale Price	(No Sales)	(No Sales)	N/A
Short Sale	Closed Sales	1	0	N/A
	Median Sale Price	\$451,250	(No Sales)	N/A

