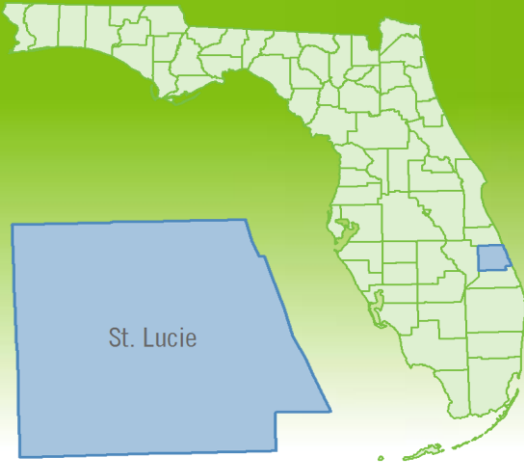


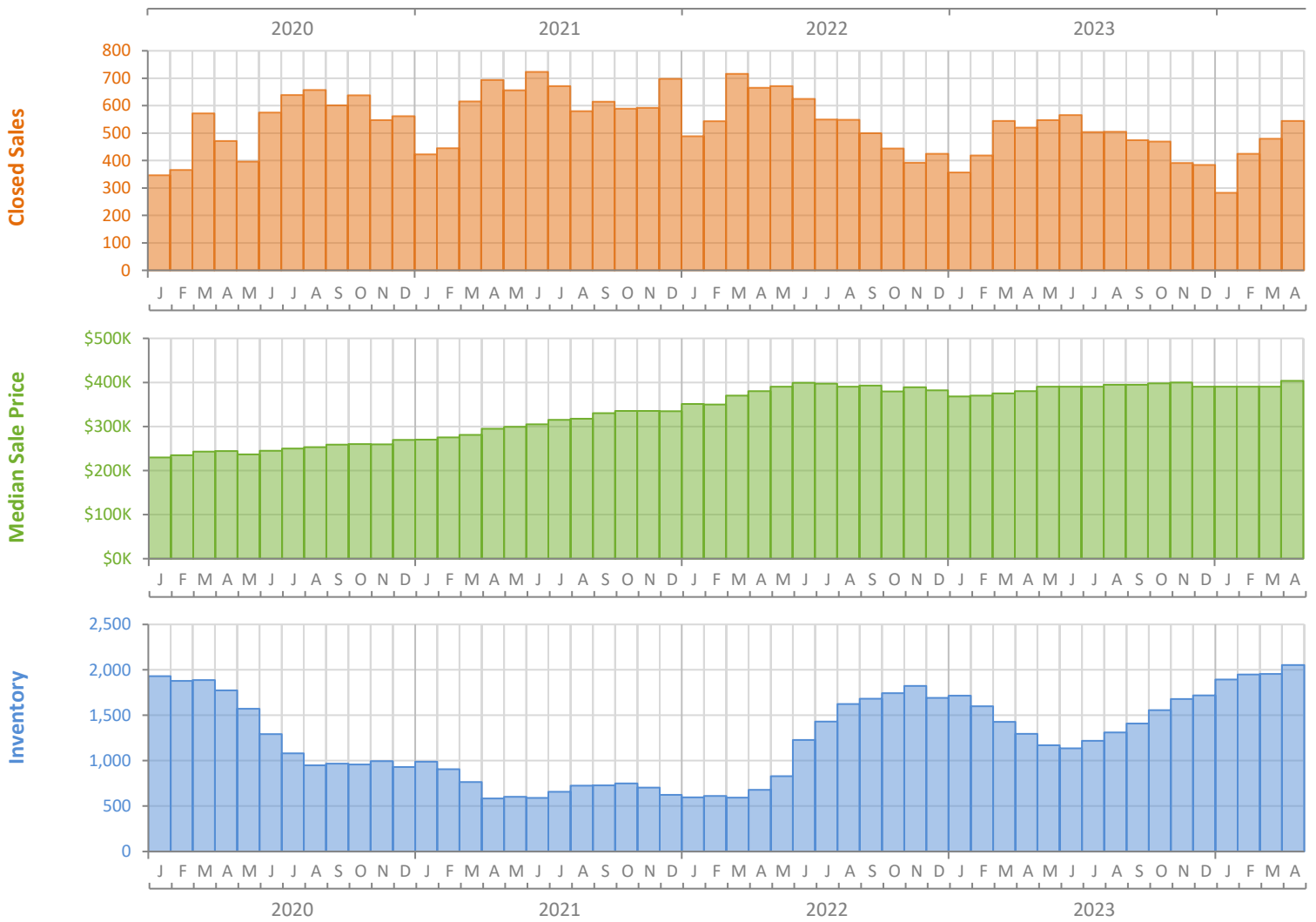
Monthly Market Summary - April 2024

Single-Family Homes

St. Lucie County



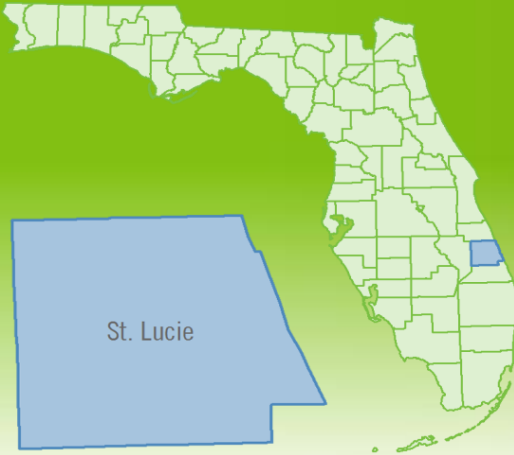
	April 2024	April 2023	Percent Change Year-over-Year
Closed Sales	544	520	4.6%
Paid in Cash	160	132	21.2%
Median Sale Price	\$403,500	\$380,000	6.2%
Average Sale Price	\$451,335	\$409,220	10.3%
Dollar Volume	\$245.5 Million	\$212.8 Million	15.4%
Med. Pct. of Orig. List Price Received	96.3%	95.6%	0.7%
Median Time to Contract	37 Days	36 Days	2.8%
Median Time to Sale	81 Days	75 Days	8.0%
New Pending Sales	566	579	-2.2%
New Listings	767	543	41.3%
Pending Inventory	872	910	-4.2%
Inventory (Active Listings)	2,053	1,295	58.5%
Months Supply of Inventory	4.4	2.6	69.2%



Monthly Distressed Market - April 2024

Single-Family Homes

St. Lucie County



		April 2024	April 2023	Percent Change Year-over-Year
Traditional	Closed Sales	539	518	4.1%
	Median Sale Price	\$405,000	\$380,000	6.6%
Foreclosure/REO	Closed Sales	5	2	150.0%
	Median Sale Price	\$309,900	\$237,500	30.5%
Short Sale	Closed Sales	0	0	N/A
	Median Sale Price	(No Sales)	(No Sales)	N/A

