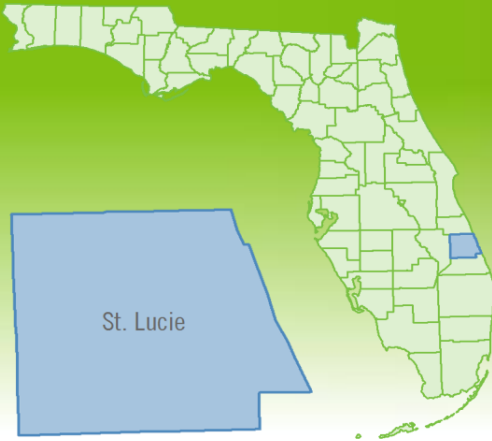


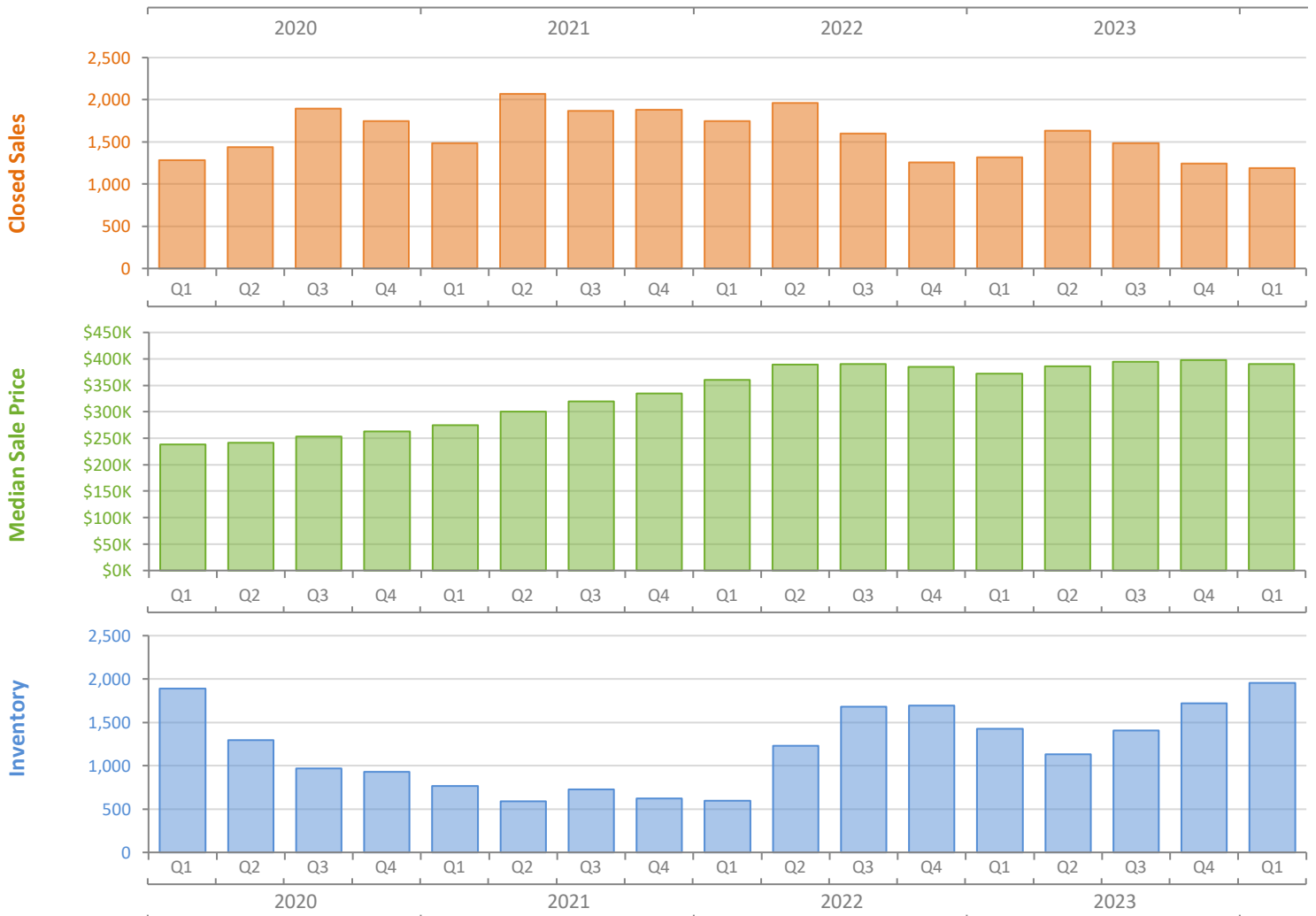
Quarterly Market Summary - Q1 2024

Single-Family Homes

St. Lucie County



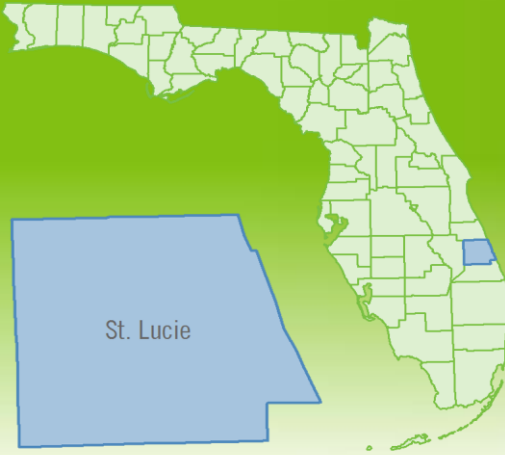
	Q1 2024	Q1 2023	Percent Change Year-over-Year
Closed Sales	1,188	1,321	-10.1%
Paid in Cash	362	372	-2.7%
Median Sale Price	\$390,000	\$372,200	4.8%
Average Sale Price	\$438,405	\$403,292	8.7%
Dollar Volume	\$520.8 Million	\$532.7 Million	-2.2%
Med. Pct. of Orig. List Price Received	96.7%	94.9%	1.9%
Median Time to Contract	41 Days	48 Days	-14.6%
Median Time to Sale	81 Days	90 Days	-10.0%
New Pending Sales	1,685	1,849	-8.9%
New Listings	2,161	1,956	10.5%
Pending Inventory	902	971	-7.1%
Inventory (Active Listings)	1,954	1,429	36.7%
Months Supply of Inventory	4.2	2.8	50.0%



Quarterly Distressed Market - Q1 2024

Single-Family Homes

St. Lucie County



		Q1 2024	Q1 2023	Percent Change Year-over-Year
Traditional	Closed Sales	1,182	1,315	-10.1%
	Median Sale Price	\$390,000	\$372,445	4.7%
Foreclosure/REO	Closed Sales	6	5	20.0%
	Median Sale Price	\$372,450	\$226,100	64.7%
Short Sale	Closed Sales	0	1	-100.0%
	Median Sale Price	(No Sales)	\$777,000	N/A

