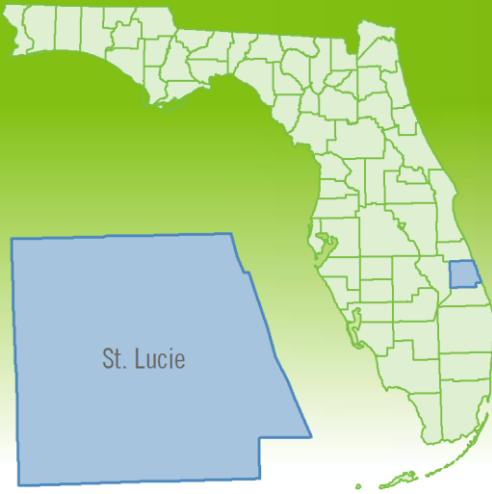


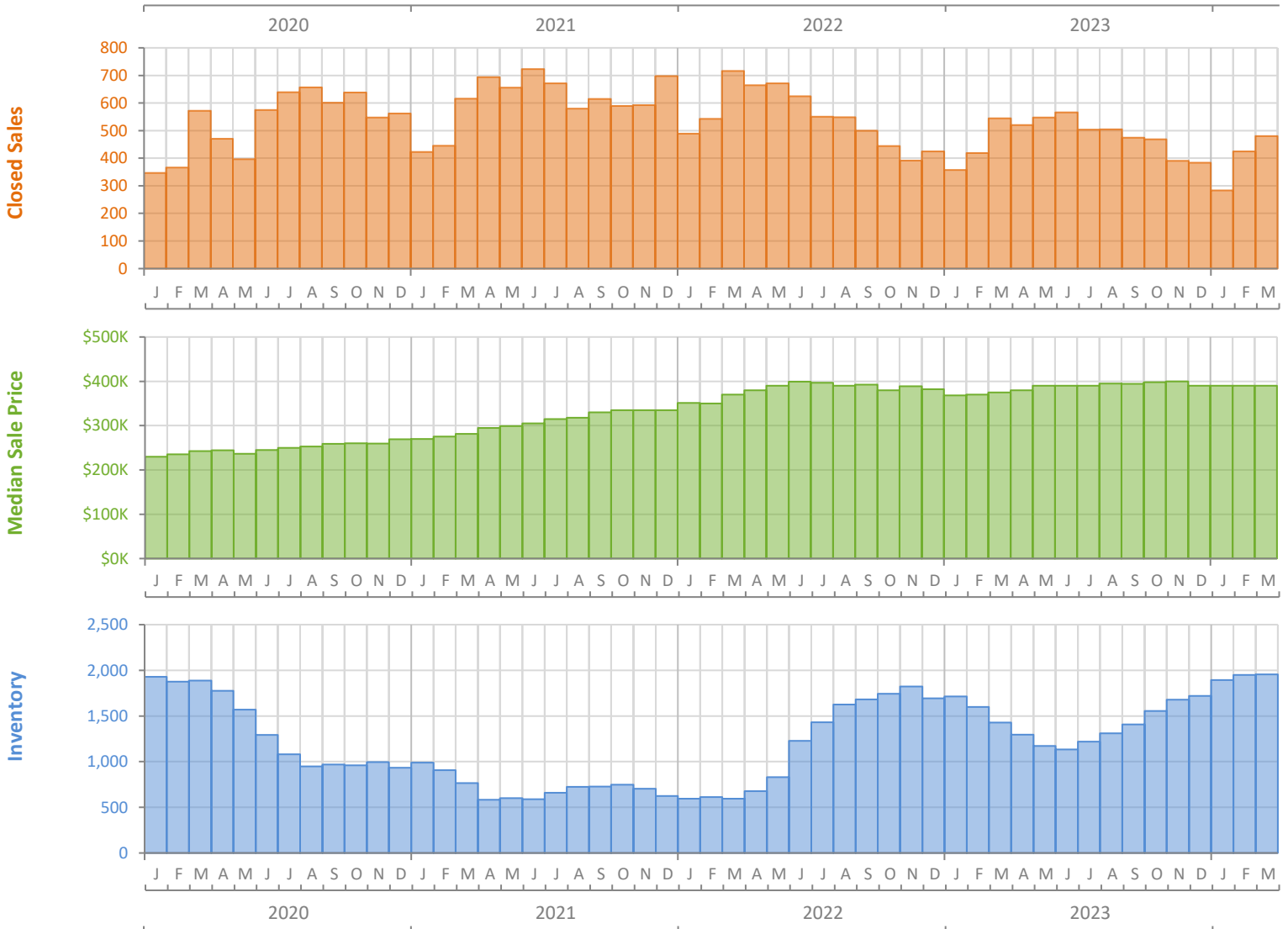
# Monthly Market Summary - March 2024

## Single-Family Homes

### St. Lucie County



	March 2024	March 2023	Percent Change Year-over-Year
Closed Sales	480	545	-11.9%
Paid in Cash	148	132	12.1%
Median Sale Price	\$390,000	\$375,000	4.0%
Average Sale Price	\$432,093	\$407,414	6.1%
Dollar Volume	\$207.4 Million	\$222.0 Million	-6.6%
Med. Pct. of Orig. List Price Received	96.5%	95.1%	1.5%
Median Time to Contract	41 Days	42 Days	-2.4%
Median Time to Sale	80 Days	79 Days	1.3%
New Pending Sales	604	660	-8.5%
New Listings	722	650	11.1%
Pending Inventory	902	971	-7.1%
Inventory (Active Listings)	1,954	1,429	36.7%
Months Supply of Inventory	4.2	2.8	50.0%

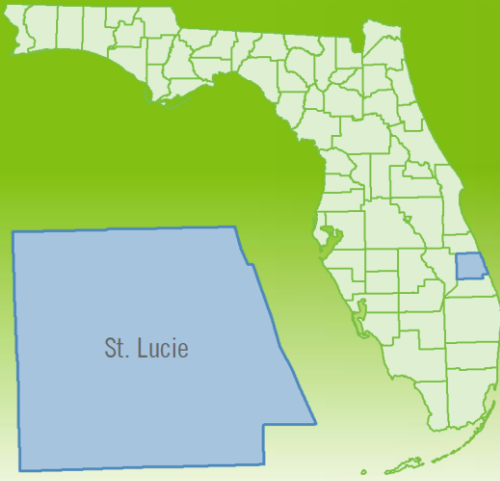




# Monthly Distressed Market - March 2024

## Single-Family Homes

### St. Lucie County



		March 2024	March 2023	Percent Change Year-over-Year
Traditional	Closed Sales	477	544	-12.3%
	Median Sale Price	\$390,000	\$375,000	4.0%
Foreclosure/REO	Closed Sales	3	1	200.0%
	Median Sale Price	\$120,000	\$140,000	-14.3%
Short Sale	Closed Sales	0	0	N/A
	Median Sale Price	(No Sales)	(No Sales)	N/A

