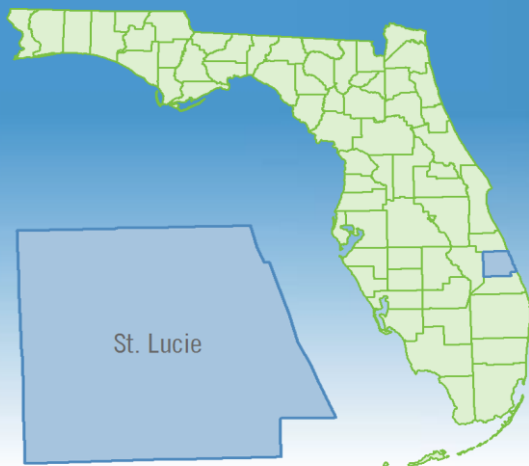


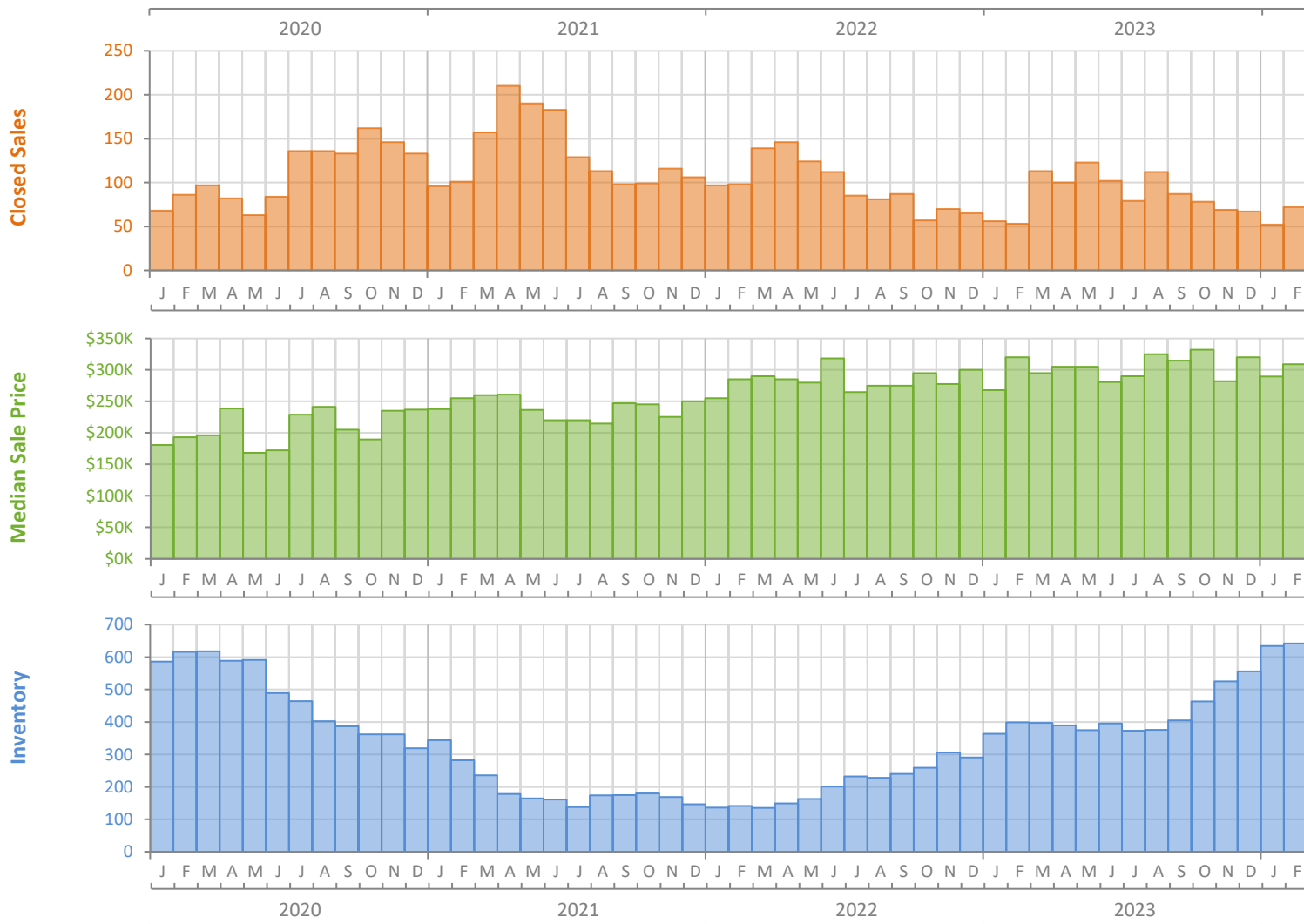
Monthly Market Summary - February 2024

Townhouses and Condos

St. Lucie County



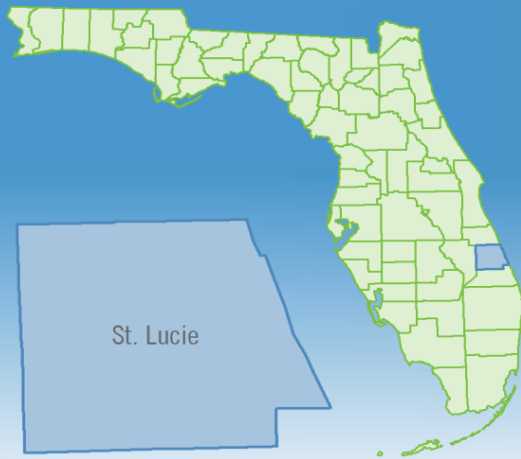
	February 2024	February 2023	Percent Change Year-over-Year
Closed Sales	72	53	35.8%
Paid in Cash	46	32	43.8%
Median Sale Price	\$309,000	\$320,000	-3.4%
Average Sale Price	\$430,195	\$358,581	20.0%
Dollar Volume	\$31.0 Million	\$19.0 Million	63.0%
Med. Pct. of Orig. List Price Received	94.1%	94.2%	-0.1%
Median Time to Contract	58 Days	30 Days	93.3%
Median Time to Sale	92 Days	75 Days	22.7%
New Pending Sales	119	94	26.6%
New Listings	169	141	19.9%
Pending Inventory	163	156	4.5%
Inventory (Active Listings)	642	399	60.9%
Months Supply of Inventory	7.3	4.5	62.2%



Monthly Distressed Market - February 2024

Townhouses and Condos

St. Lucie County



		February 2024	February 2023	Percent Change Year-over-Year
Traditional	Closed Sales	72	53	35.8%
	Median Sale Price	\$309,000	\$320,000	-3.4%
Foreclosure/REO	Closed Sales	0	0	N/A
	Median Sale Price	(No Sales)	(No Sales)	N/A
Short Sale	Closed Sales	0	0	N/A
	Median Sale Price	(No Sales)	(No Sales)	N/A

