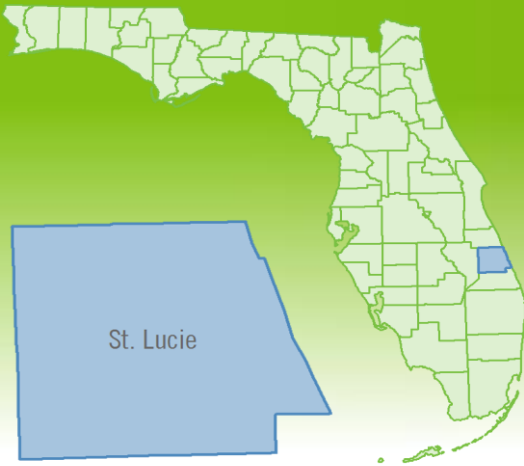


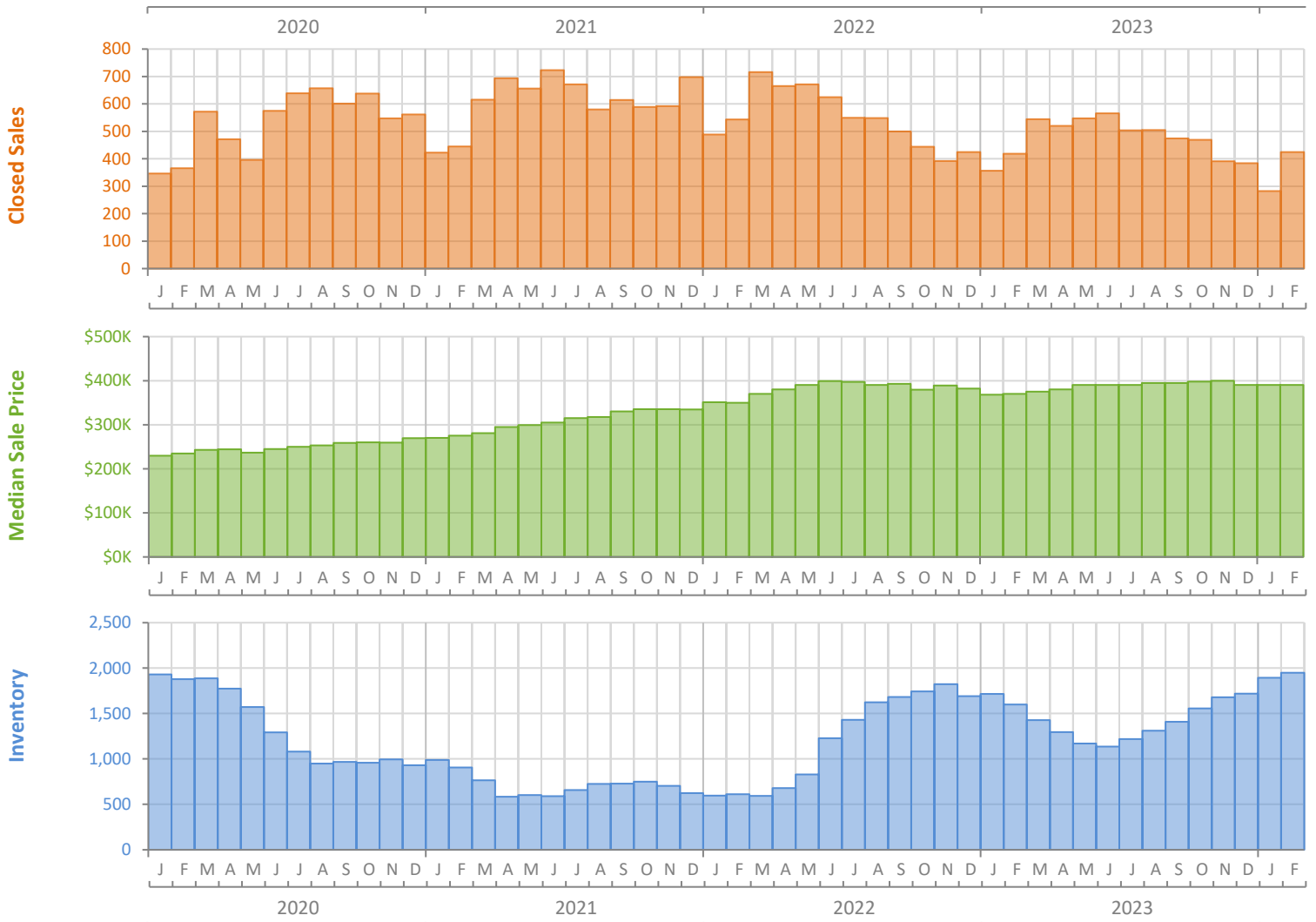
Monthly Market Summary - February 2024

Single-Family Homes

St. Lucie County



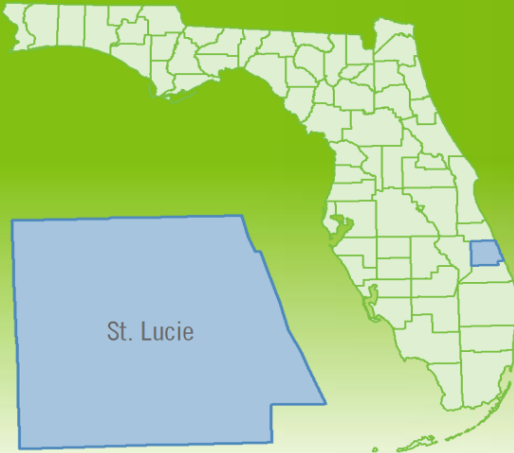
	February 2024	February 2023	Percent Change Year-over-Year
Closed Sales	425	419	1.4%
Paid in Cash	132	130	1.5%
Median Sale Price	\$390,000	\$370,000	5.4%
Average Sale Price	\$449,191	\$404,285	11.1%
Dollar Volume	\$190.9 Million	\$169.4 Million	12.7%
Med. Pct. of Orig. List Price Received	96.8%	95.2%	1.7%
Median Time to Contract	35 Days	43 Days	-18.6%
Median Time to Sale	76 Days	81 Days	-6.2%
New Pending Sales	582	604	-3.6%
New Listings	698	588	18.7%
Pending Inventory	819	923	-11.3%
Inventory (Active Listings)	1,949	1,599	21.9%
Months Supply of Inventory	4.2	3.0	40.0%



Monthly Distressed Market - February 2024

Single-Family Homes

St. Lucie County



		February 2024	February 2023	Percent Change Year-over-Year
Traditional	Closed Sales	422	416	1.4%
	Median Sale Price	\$389,950	\$370,000	5.4%
Foreclosure/REO	Closed Sales	3	2	50.0%
	Median Sale Price	\$460,000	\$195,550	135.2%
Short Sale	Closed Sales	0	1	-100.0%
	Median Sale Price	(No Sales)	\$777,000	N/A

