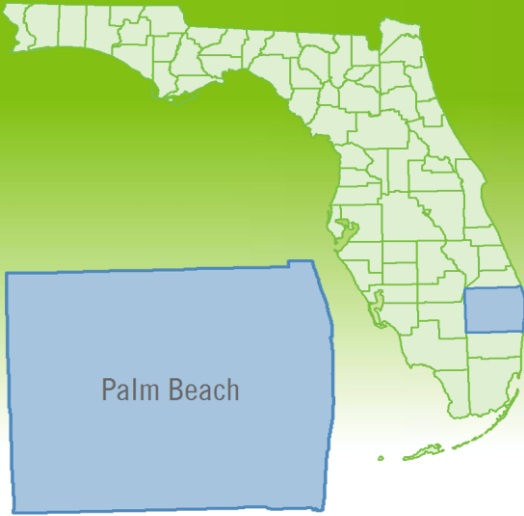


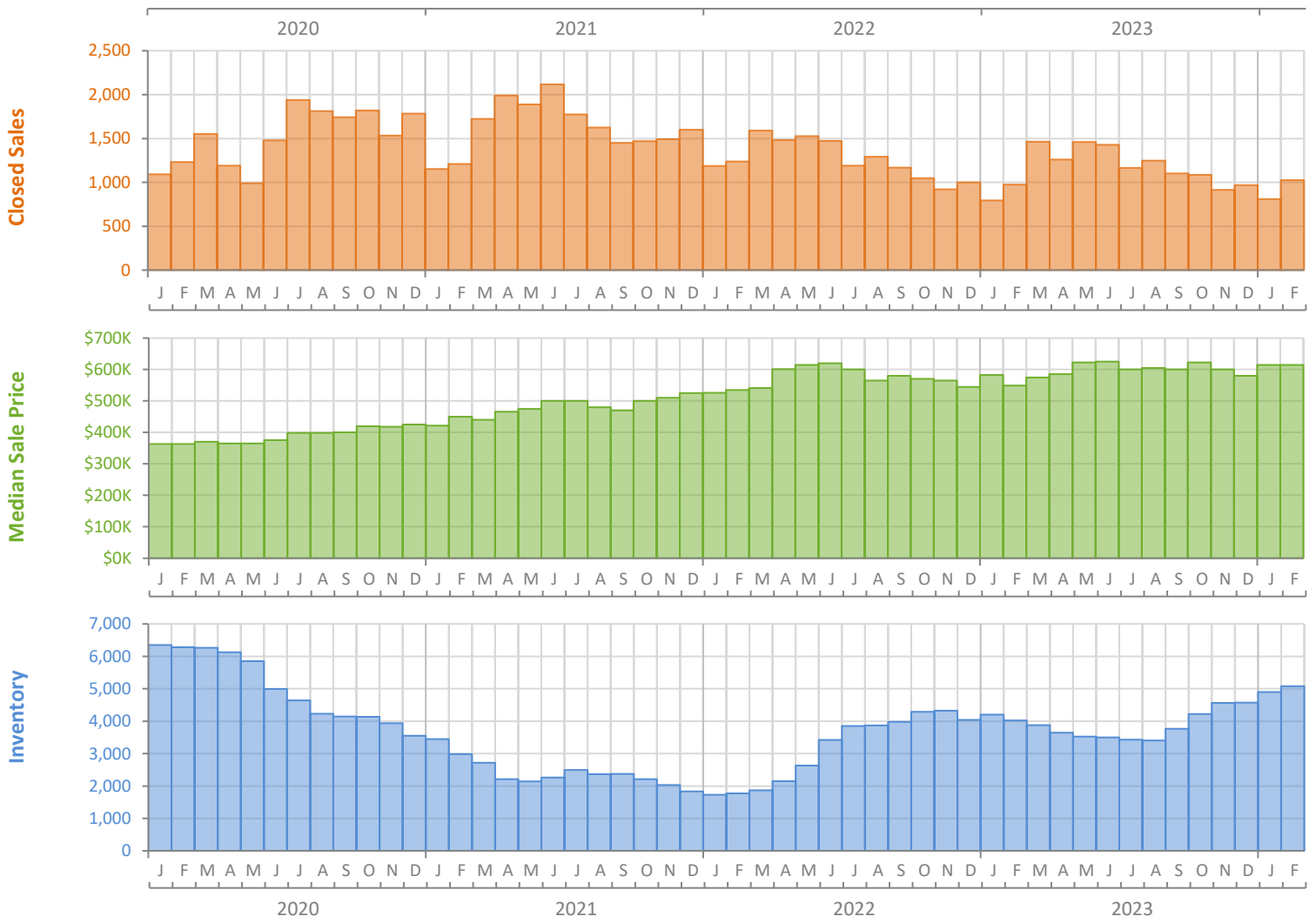
# Monthly Market Summary - February 2024

## Single-Family Homes

### Palm Beach County



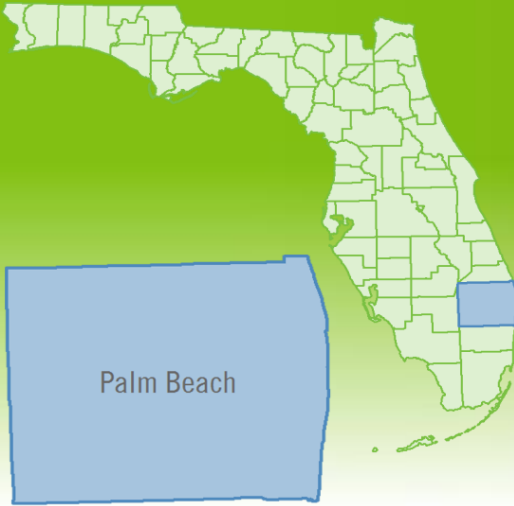
	February 2024	February 2023	Percent Change Year-over-Year
Closed Sales	1,026	975	5.2%
Paid in Cash	485	458	5.9%
Median Sale Price	\$615,000	\$549,500	11.9%
Average Sale Price	\$1,031,540	\$910,654	13.3%
Dollar Volume	\$1.1 Billion	\$887.9 Million	19.2%
Med. Pct. of Orig. List Price Received	94.4%	93.8%	0.6%
Median Time to Contract	38 Days	39 Days	-2.6%
Median Time to Sale	78 Days	81 Days	-3.7%
New Pending Sales	1,438	1,453	-1.0%
New Listings	1,877	1,484	26.5%
Pending Inventory	2,059	2,182	-5.6%
Inventory (Active Listings)	5,080	4,027	26.1%
Months Supply of Inventory	4.4	3.3	33.3%



# Monthly Distressed Market - February 2024

## Single-Family Homes

### Palm Beach County



		February 2024	February 2023	Percent Change Year-over-Year
Traditional	Closed Sales	1,022	968	5.6%
	Median Sale Price	\$617,000	\$550,000	12.2%
Foreclosure/REO	Closed Sales	2	6	-66.7%
	Median Sale Price	\$462,058	\$542,754	-14.9%
Short Sale	Closed Sales	2	1	100.0%
	Median Sale Price	\$698,300	\$275,000	153.9%

