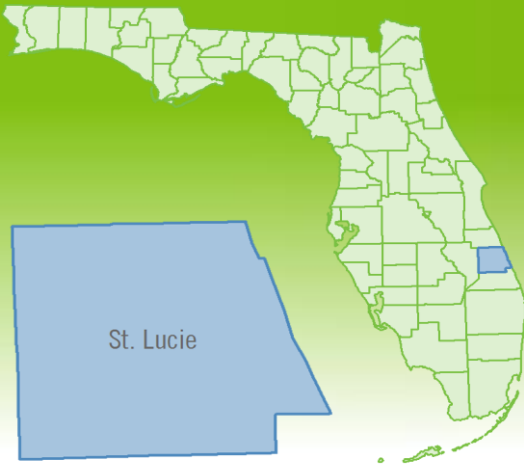


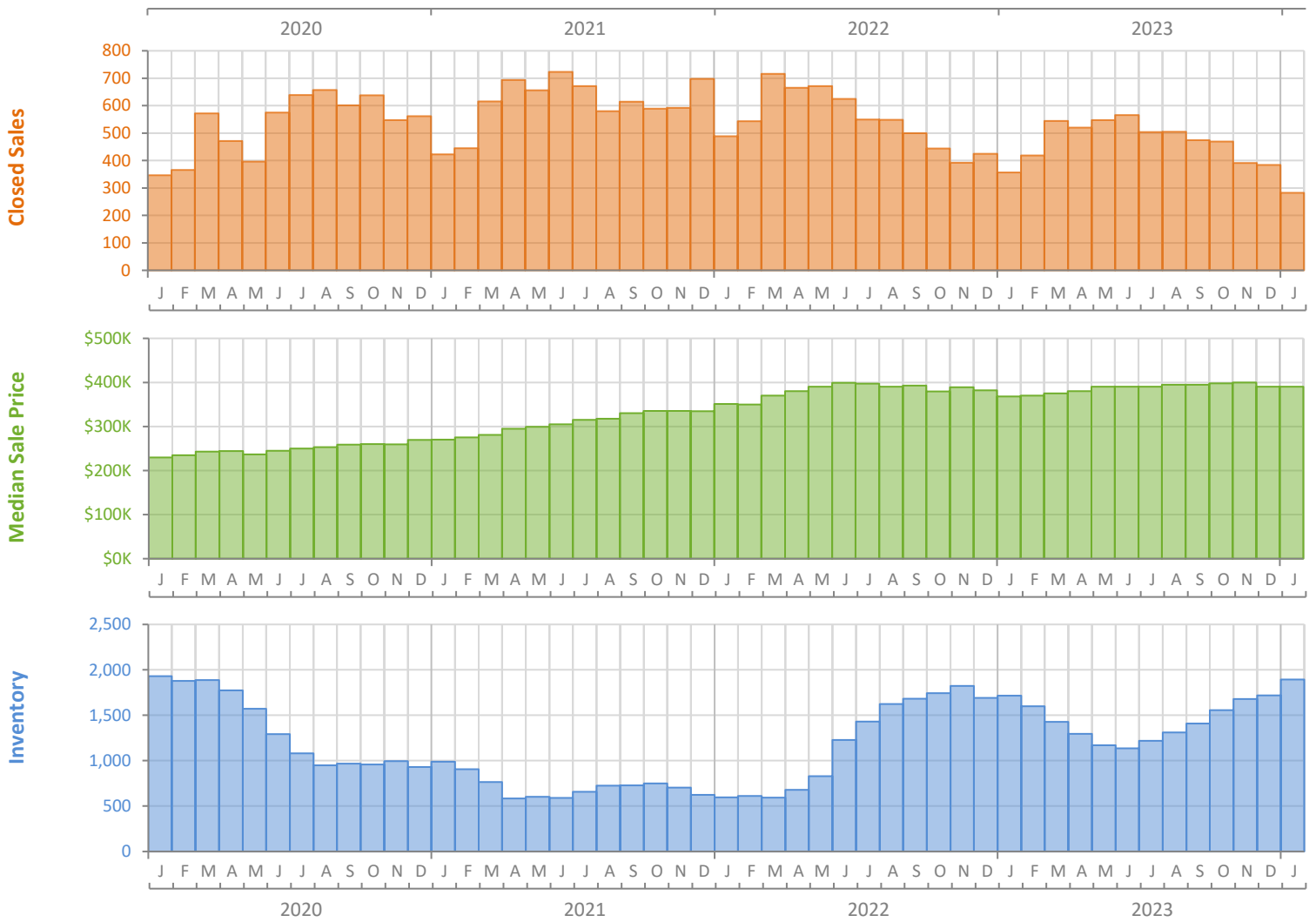
Monthly Market Summary - January 2024

Single-Family Homes

St. Lucie County



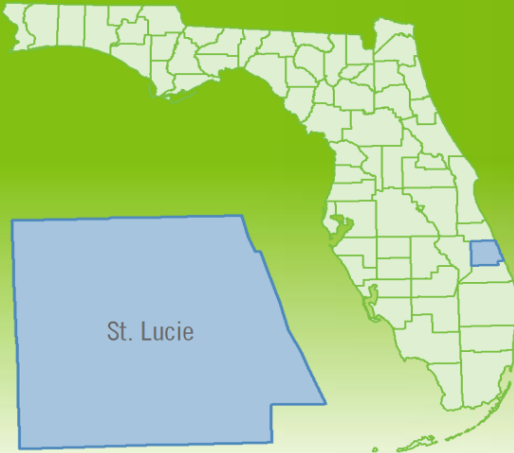
	January 2024	January 2023	Percent Change Year-over-Year
Closed Sales	283	357	-20.7%
Paid in Cash	82	110	-25.5%
Median Sale Price	\$390,000	\$368,230	5.9%
Average Sale Price	\$432,914	\$395,835	9.4%
Dollar Volume	\$122.5 Million	\$141.3 Million	-13.3%
Med. Pct. of Orig. List Price Received	96.6%	94.4%	2.3%
Median Time to Contract	34 Days	46 Days	-26.1%
Median Time to Sale	77 Days	87 Days	-11.5%
New Pending Sales	499	585	-14.7%
New Listings	741	718	3.2%
Pending Inventory	708	792	-10.6%
Inventory (Active Listings)	1,893	1,715	10.4%
Months Supply of Inventory	4.1	3.2	28.1%



Monthly Distressed Market - January 2024

Single-Family Homes

St. Lucie County



		January 2024	January 2023	Percent Change Year-over-Year
Traditional	Closed Sales	283	355	-20.3%
	Median Sale Price	\$390,000	\$368,230	5.9%
Foreclosure/REO	Closed Sales	0	2	-100.0%
	Median Sale Price	(No Sales)	\$350,000	N/A
Short Sale	Closed Sales	0	0	N/A
	Median Sale Price	(No Sales)	(No Sales)	N/A

