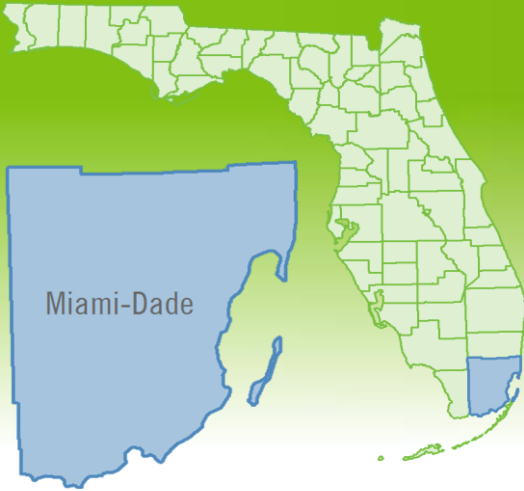


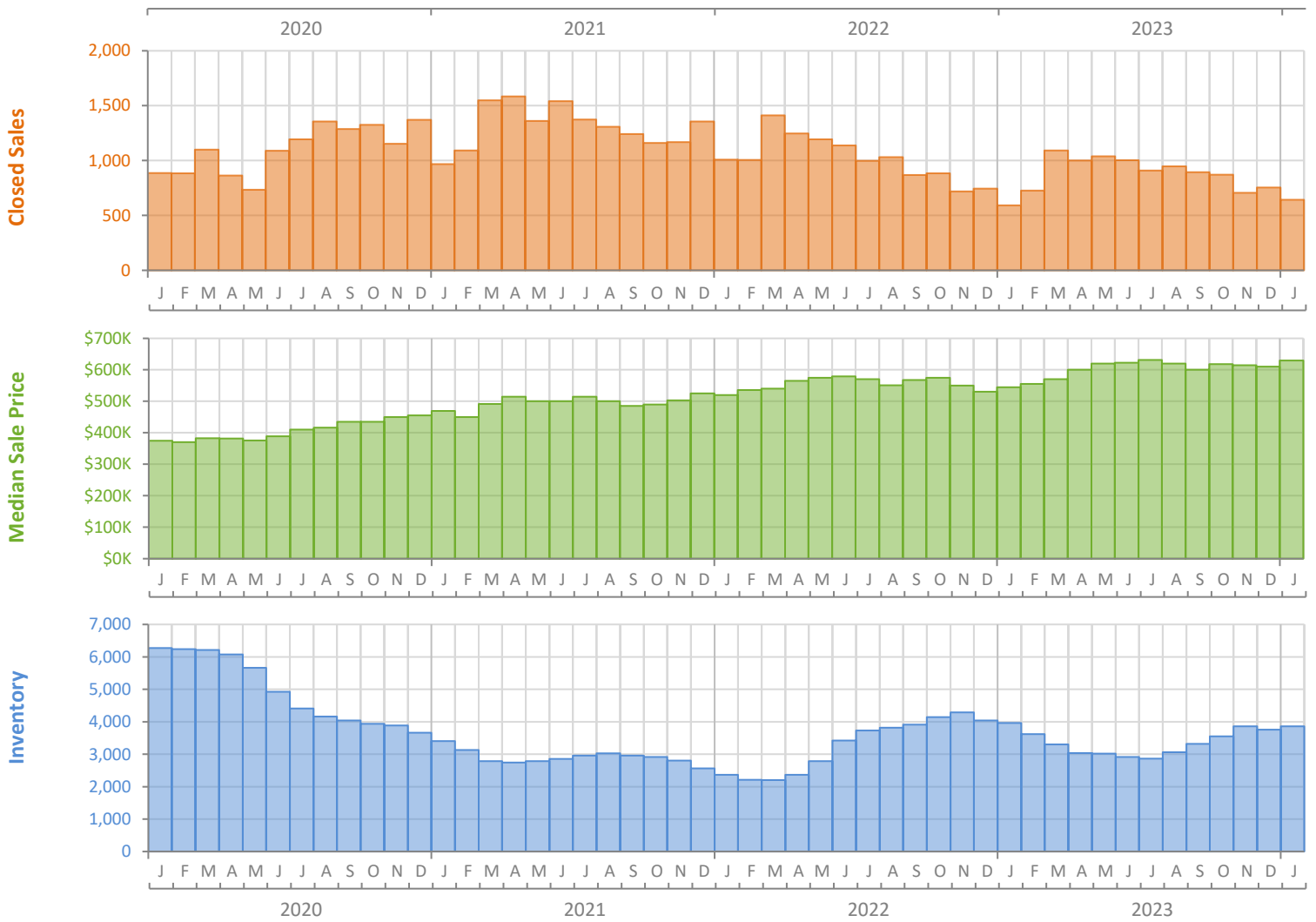
# Monthly Market Summary - January 2024

## Single-Family Homes

### Miami-Dade County



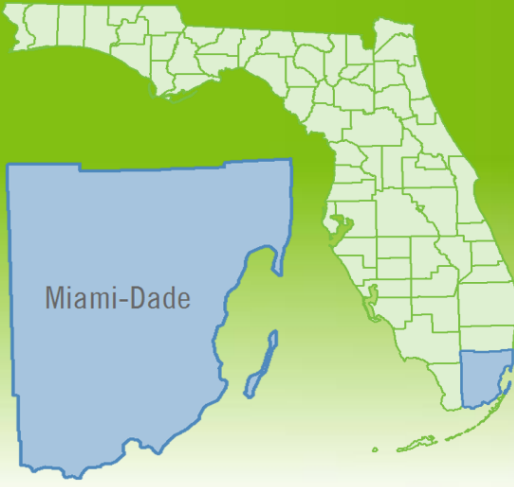
	January 2024	January 2023	Percent Change Year-over-Year
Closed Sales	644	593	8.6%
Paid in Cash	198	170	16.5%
Median Sale Price	\$630,000	\$545,000	15.6%
Average Sale Price	\$1,206,990	\$993,063	21.5%
Dollar Volume	\$777.3 Million	\$588.9 Million	32.0%
Med. Pct. of Orig. List Price Received	95.7%	94.6%	1.2%
Median Time to Contract	32 Days	39 Days	-17.9%
Median Time to Sale	80 Days	85 Days	-5.9%
New Pending Sales	1,000	974	2.7%
New Listings	1,499	1,306	14.8%
Pending Inventory	1,412	1,397	1.1%
Inventory (Active Listings)	3,856	3,964	-2.7%
Months Supply of Inventory	4.4	4.0	10.0%



# Monthly Distressed Market - January 2024

## Single-Family Homes

### Miami-Dade County



		January 2024	January 2023	Percent Change Year-over-Year
Traditional	Closed Sales	633	581	9.0%
	Median Sale Price	\$630,000	\$545,000	15.6%
Foreclosure/REO	Closed Sales	8	6	33.3%
	Median Sale Price	\$497,500	\$416,500	19.4%
Short Sale	Closed Sales	3	6	-50.0%
	Median Sale Price	\$508,800	\$427,252	19.1%

