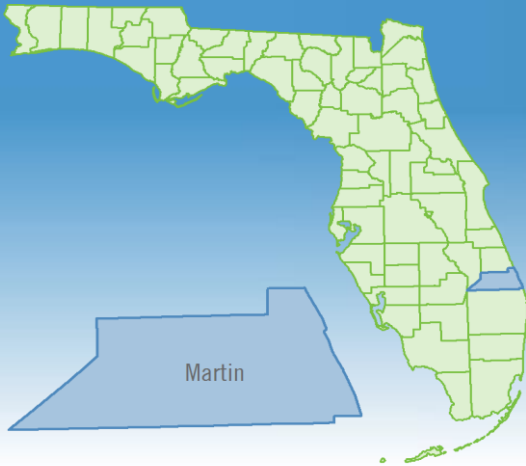


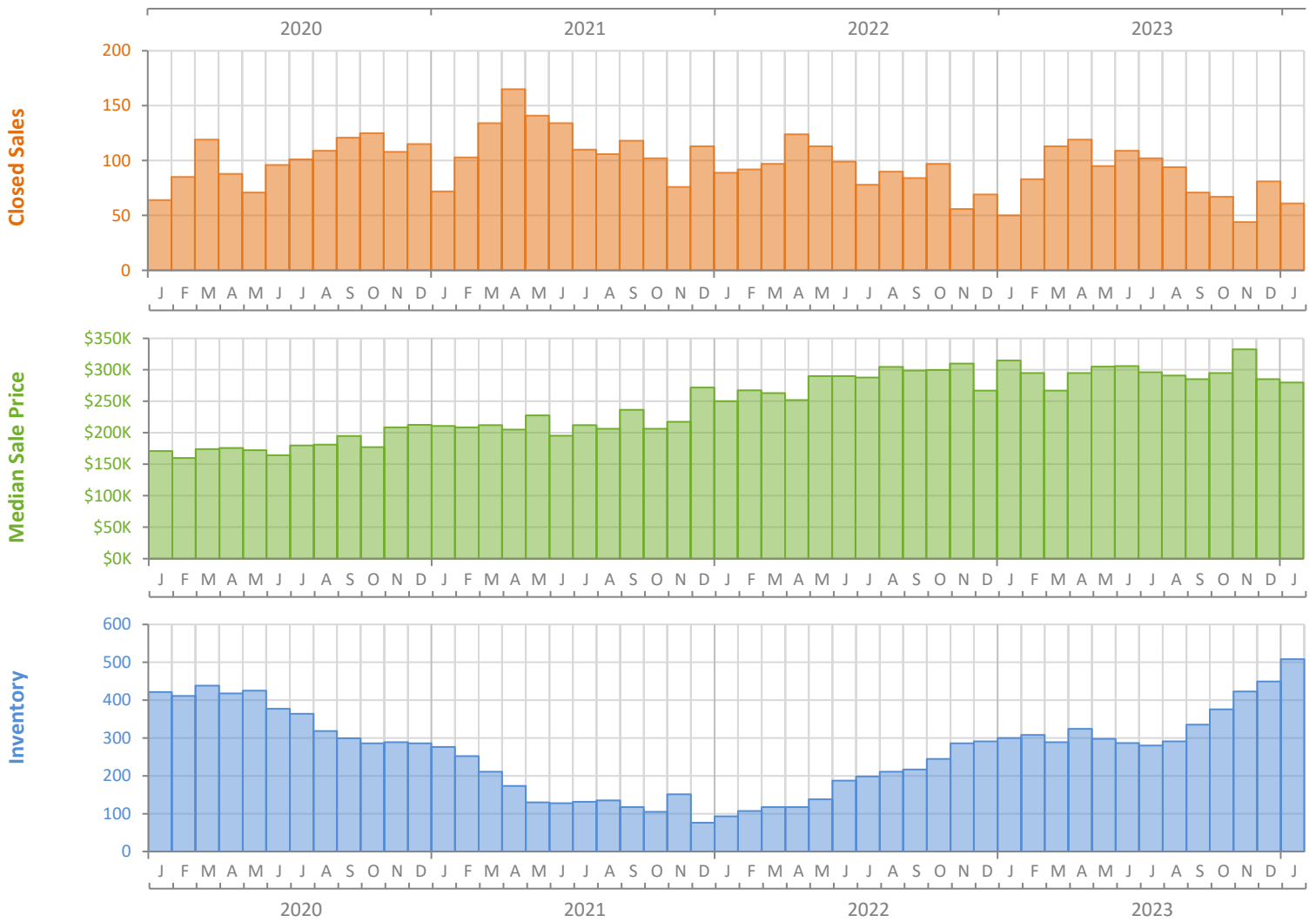
Monthly Market Summary - January 2024

Townhouses and Condos

Martin County



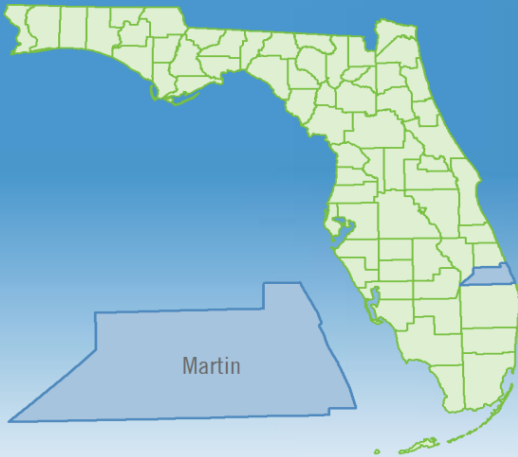
	January 2024	January 2023	Percent Change Year-over-Year
Closed Sales	61	50	22.0%
Paid in Cash	33	30	10.0%
Median Sale Price	\$280,000	\$315,000	-11.1%
Average Sale Price	\$351,698	\$395,032	-11.0%
Dollar Volume	\$21.5 Million	\$19.8 Million	8.6%
Med. Pct. of Orig. List Price Received	94.3%	93.8%	0.5%
Median Time to Contract	45 Days	53 Days	-15.1%
Median Time to Sale	86 Days	86 Days	0.0%
New Pending Sales	101	115	-12.2%
New Listings	189	143	32.2%
Pending Inventory	156	152	2.6%
Inventory (Active Listings)	508	300	69.3%
Months Supply of Inventory	5.9	3.4	73.5%



Monthly Distressed Market - January 2024

Townhouses and Condos

Martin County



		January 2024	January 2023	Percent Change Year-over-Year
Traditional	Closed Sales	60	50	20.0%
	Median Sale Price	\$284,500	\$315,000	-9.7%
Foreclosure/REO	Closed Sales	1	0	N/A
	Median Sale Price	\$218,500	(No Sales)	N/A
Short Sale	Closed Sales	0	0	N/A
	Median Sale Price	(No Sales)	(No Sales)	N/A

