

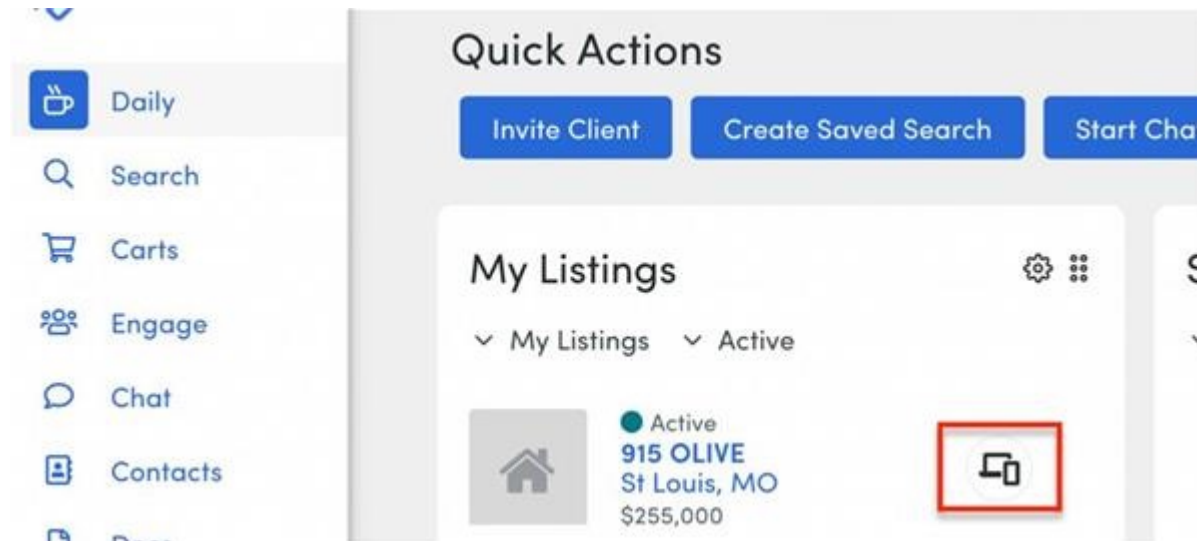


MiamiRealtors.com



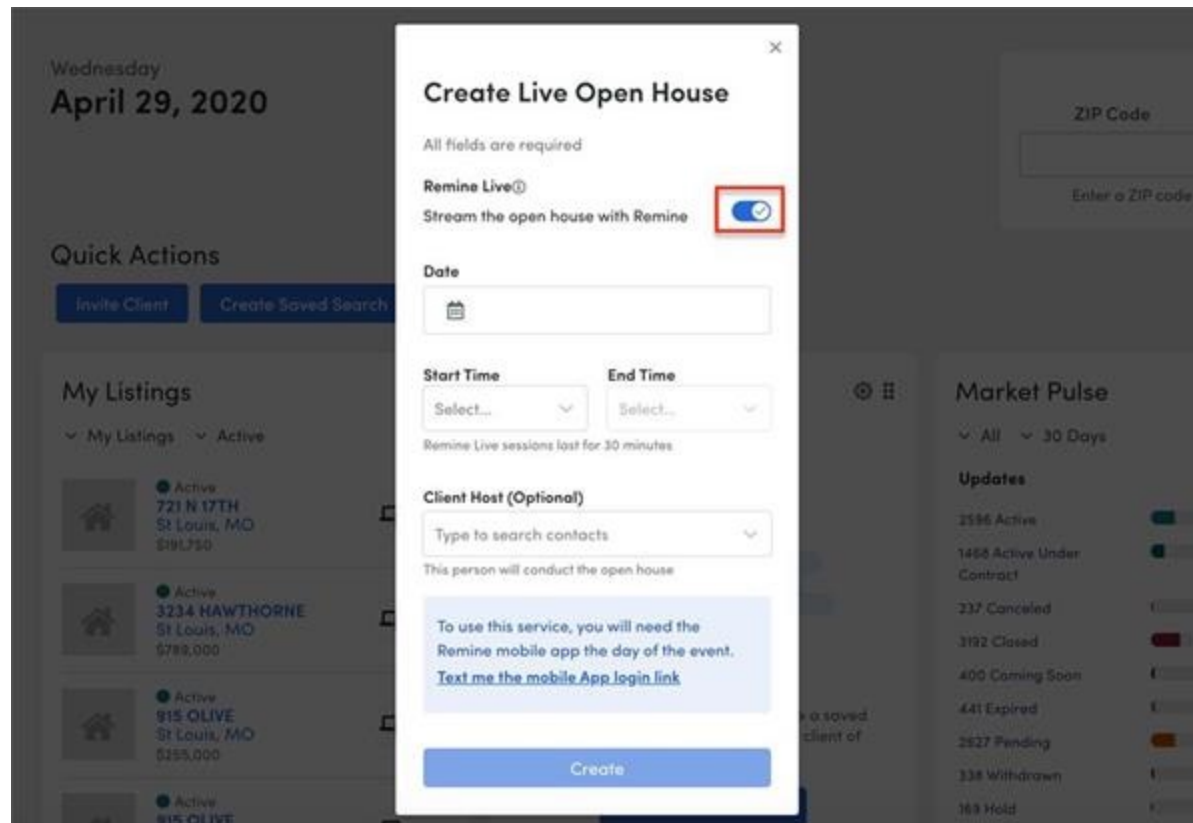
How to Create a Live Open House in Remine

1. Inside the My Listings section of Daily, click the  icon





2. In the popup modal that displays, turn on the toggle for Remine Live



Wednesday
April 29, 2020

Quick Actions
Invite Client Create Saved Search

My Listings
My Listings Active

Active
721 N 17TH
St Louis, MO
\$791,750

Active
3234 HAWTHORNE
St Louis, MO
\$799,000

Active
915 OLIVE
St Louis, MO
\$255,000

Active
915 OLIVE


ZIP Code
Enter a ZIP code for

Market Pulse
All 30 Days

Updates
2586 Active
1468 Active Under Contract
237 Canceled
3192 Closed
400 Coming Soon
441 Expired
2627 Pending
336 Withdrawn
163 Hold

Create Live Open House

All fields are required

Remine Live 
Stream the open house with Remine

Date

Start Time End Time

Remine Live sessions last for 30 minutes

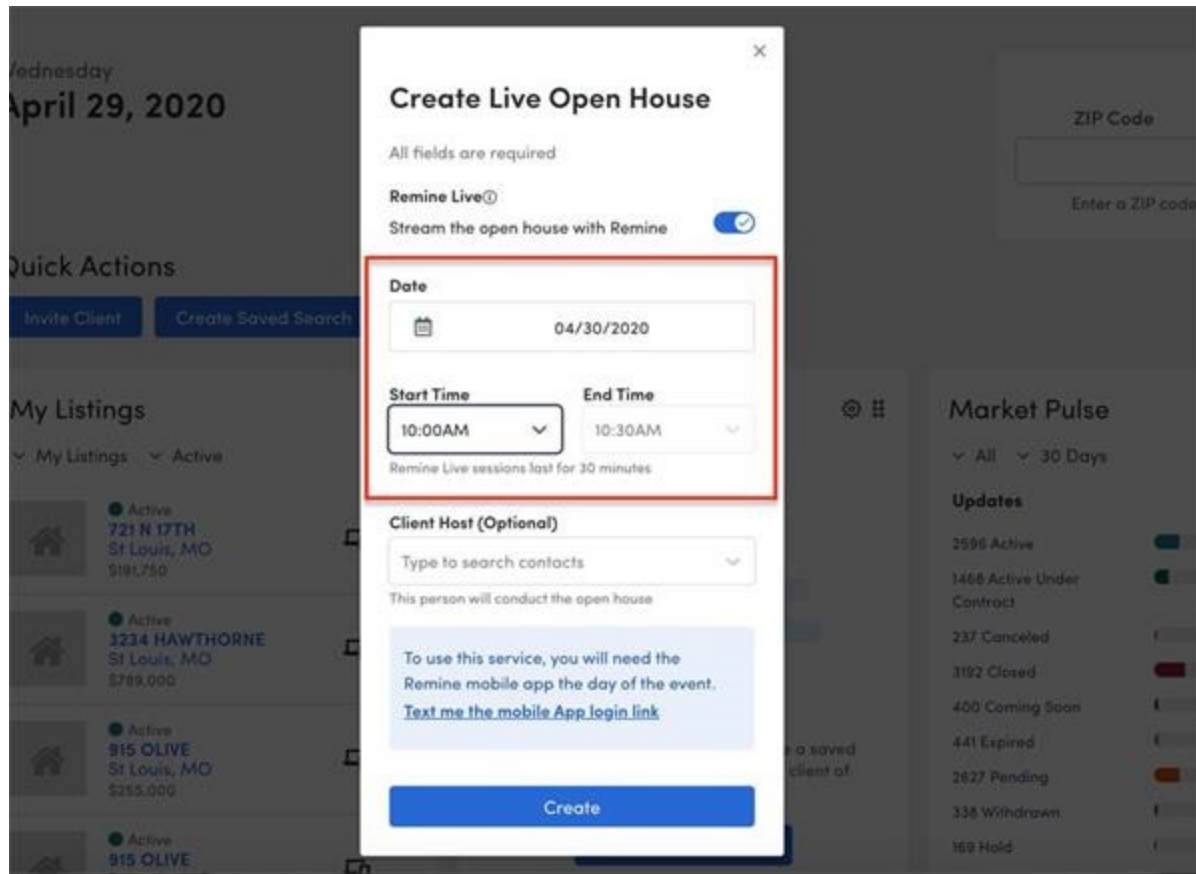
Client Host (Optional)

This person will conduct the open house

To use this service, you will need the Remine mobile app the day of the event.
[Text me the mobile App login link](#)

Create

3. Enter a Date, Start Time, and End Time. Please note that Remine Live sessions have a maximum time of 30 minutes.



Create Live Open House

All fields are required

Remine Live

Stream the open house with Remine

Date

04/30/2020

Start Time 10:00AM **End Time** 10:30AM

Remine Live sessions last for 30 minutes

Client Host (Optional)

Type to search contacts

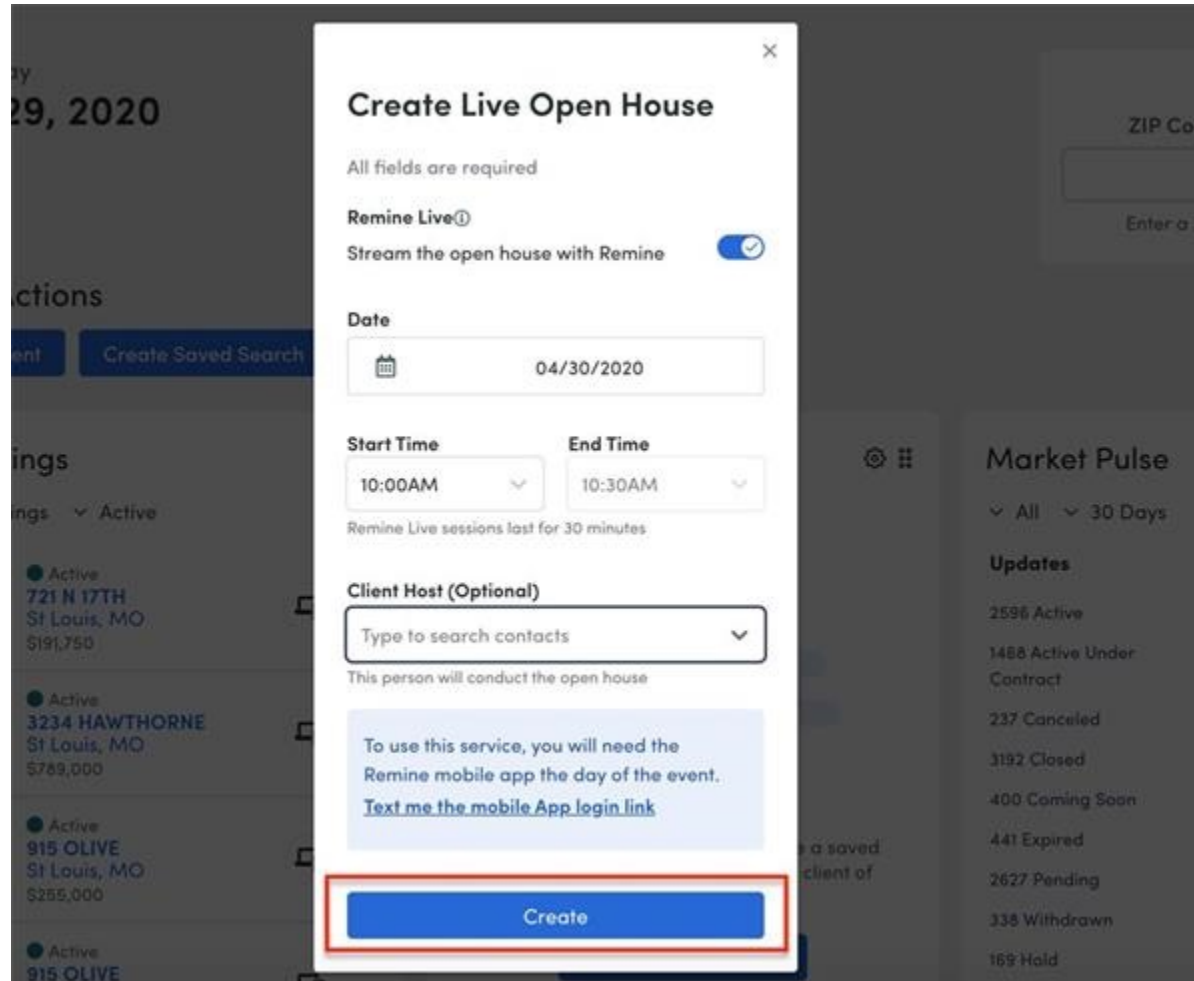
This person will conduct the open house

To use this service, you will need the Remine mobile app the day of the event.
[Text me the mobile App login link](#)

Create

TIP: You can make this a Customer Hosted Open House by designating a contact in the "Client Host" field.

4. Click Create at the bottom of the modal.



The screenshot shows a 'Create Live Open House' modal window. The modal has a title bar with a close button (X). Below the title, it states 'All fields are required'. There is a toggle for 'Remine Live' which is turned on, with the text 'Stream the open house with Remine' below it. The 'Date' field is set to '04/30/2020'. The 'Start Time' is '10:00AM' and the 'End Time' is '10:30AM'. Below these, it says 'Remine Live sessions last for 30 minutes'. There is a 'Client Host (Optional)' dropdown menu with the placeholder text 'Type to search contacts'. Below this, it says 'This person will conduct the open house'. A blue box contains the text: 'To use this service, you will need the Remine mobile app the day of the event. [Text me the mobile App login link](#)'. At the bottom of the modal, there is a blue 'Create' button highlighted with a red border.

29, 2020

ZIP Cod

Enter a Z

actions

ent Create Saved Search

ings

ings Active

Active
721 N 17TH
St Louis, MO
\$191,750

Active
3234 HAWTHORNE
St Louis, MO
\$789,000

Active
915 OLIVE
St Louis, MO
\$255,000

Active
915 OLIVE

Market Pulse

All 30 Days

Updates

2596 Active

1488 Active Under Contract

237 Canceled

3192 Closed

400 Coming Soon

441 Expired

2627 Pending

338 Withdrawn

169 Hold

a saved client of

Create Live Open House

All fields are required

Remine Live [ⓘ]

Stream the open house with Remine

Date

04/30/2020

Start Time End Time

10:00AM 10:30AM

Remine Live sessions last for 30 minutes

Client Host (Optional)

Type to search contacts

This person will conduct the open house

To use this service, you will need the Remine mobile app the day of the event.
[Text me the mobile App login link](#)

Create

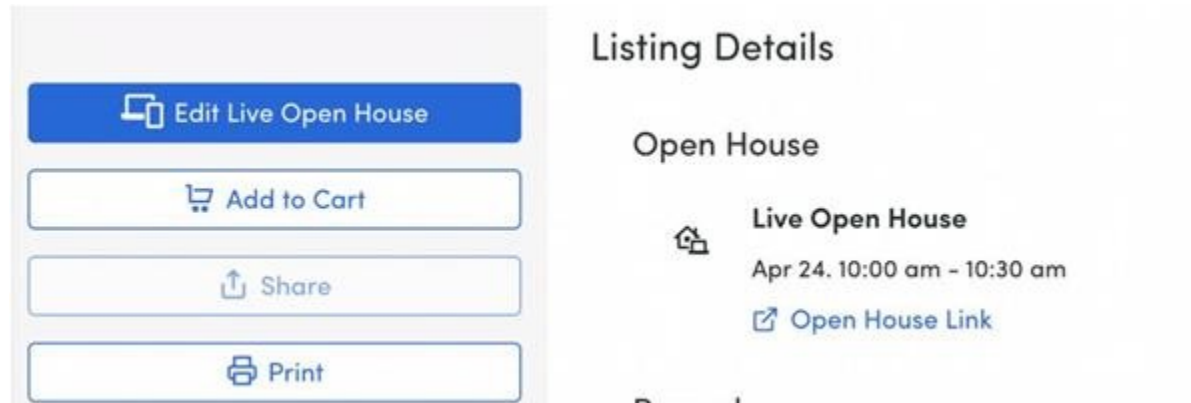


5. You will receive a Success message in the top, right-hand corner of the application confirming the scheduled Remine Live Open House

The screenshot displays a real estate application interface. A central modal window with a green checkmark icon and the text "Live Open House Created" is the primary focus. Below the title, it states: "Your live open house will be Friday, April 24, 2020 from 10:00AM - 10:30AM." At the bottom of the modal are "Edit" and "Done" buttons. In the top right corner of the application, a green success message reads: "Success Your live open house is created." The background interface includes a "Quick Actions" section with "Invite Client" and "Create Saved Searches" buttons, a "My Listings" section with three active listings (e.g., "815 OLIVE St Louis, MO \$255,000"), and a "Market Pulse" section with a table of market updates.

Updates	Average Price
2814 Active	\$226.4K
1270 Active Under Contract	\$224.1K
223 Cancelled	\$185.8K
2581 Closed	\$28.7K
2 Coming Soon	\$724.6K
438 Expired	\$189.4K
248 Pending	\$212.2K
253 Withdrawn	\$155.3K
282 Hold	\$89.3K

6. The scheduled Remine Live Open House will display in the Property Details Page where the Listing Agent or Co-Listing Agent can edit at any time before the stream and other users can launch to view the stream



The screenshot displays a user interface for listing details. On the left, there is a vertical sidebar with four buttons: 'Edit Live Open House' (highlighted in blue), 'Add to Cart', 'Share', and 'Print'. The main content area is titled 'Listing Details' and features an 'Open House' section. This section includes a house icon, the text 'Live Open House', the date and time 'Apr 24, 10:00 am - 10:30 am', and a link labeled 'Open House Link' with an external link icon.