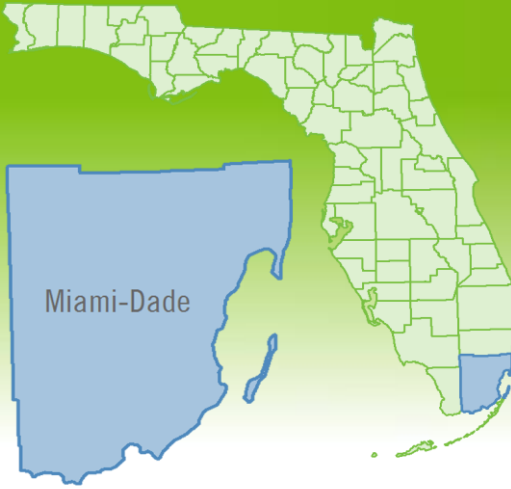


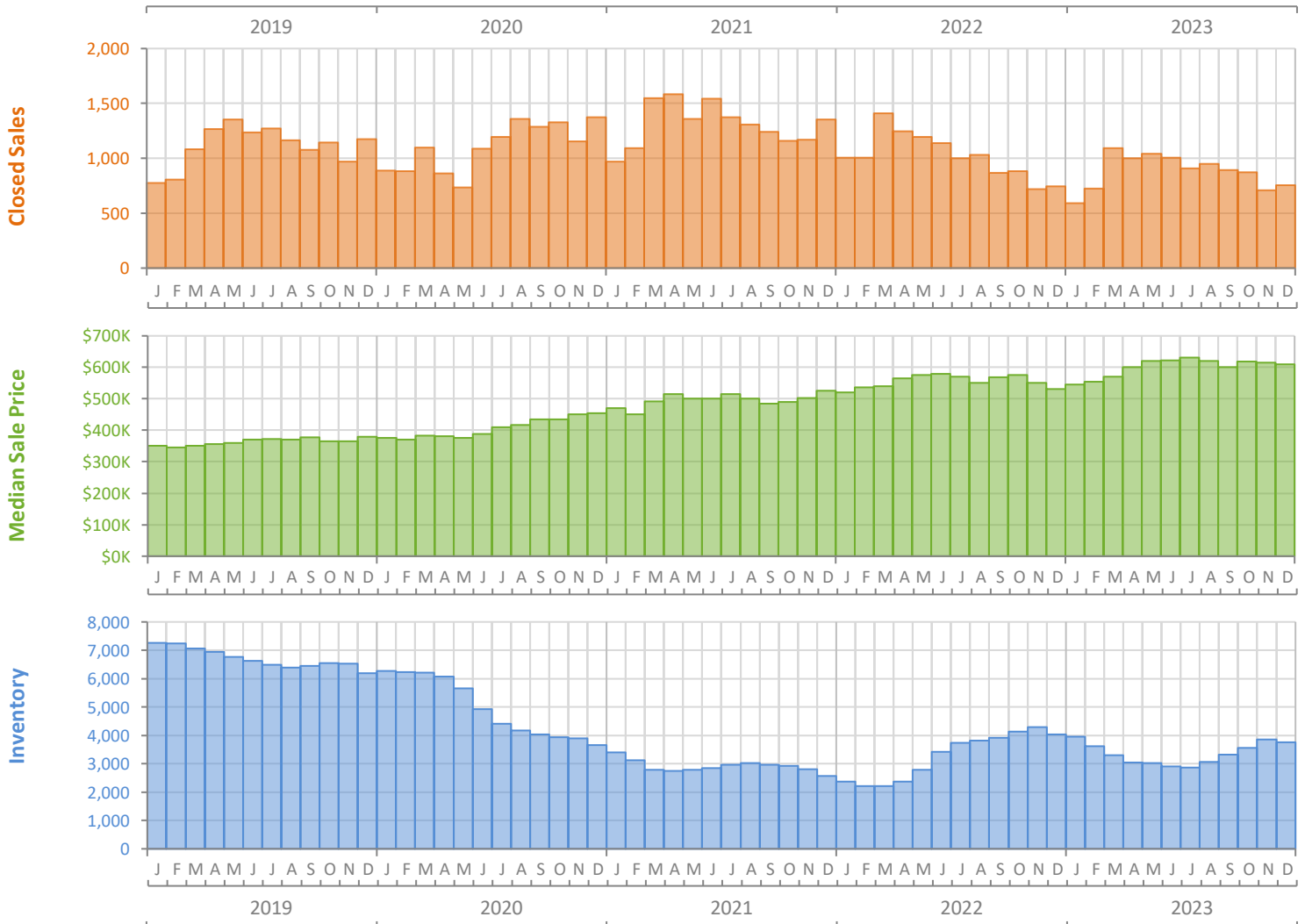
Monthly Market Summary - December 2023

Single-Family Homes

Miami-Dade County



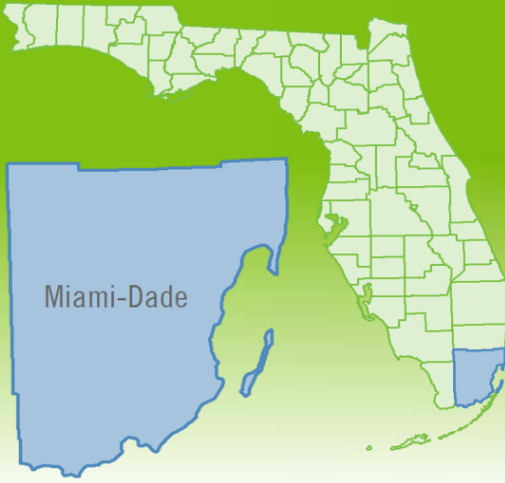
	December 2023	December 2022	Percent Change Year-over-Year
Closed Sales	754	744	1.3%
Paid in Cash	206	190	8.4%
Median Sale Price	\$610,000	\$530,900	14.9%
Average Sale Price	\$907,066	\$804,082	12.8%
Dollar Volume	\$683.9 Million	\$598.2 Million	14.3%
Med. Pct. of Orig. List Price Received	96.1%	95.2%	0.9%
Median Time to Contract	28 Days	35 Days	-20.0%
Median Time to Sale	69 Days	77 Days	-10.4%
New Pending Sales	701	708	-1.0%
New Listings	984	914	7.7%
Pending Inventory	1,159	1,134	2.2%
Inventory (Active Listings)	3,755	4,043	-7.1%
Months Supply of Inventory	4.3	4.0	7.5%



Monthly Distressed Market - December 2023

Single-Family Homes

Miami-Dade County



		December 2023	December 2022	Percent Change Year-over-Year
Traditional	Closed Sales	746	730	2.2%
	Median Sale Price	\$612,500	\$535,000	14.5%
Foreclosure/REO	Closed Sales	5	11	-54.5%
	Median Sale Price	\$475,000	\$408,000	16.4%
Short Sale	Closed Sales	3	3	0.0%
	Median Sale Price	\$237,500	\$180,000	31.9%

