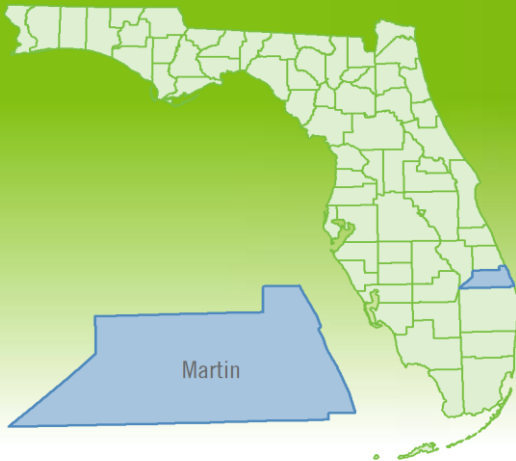


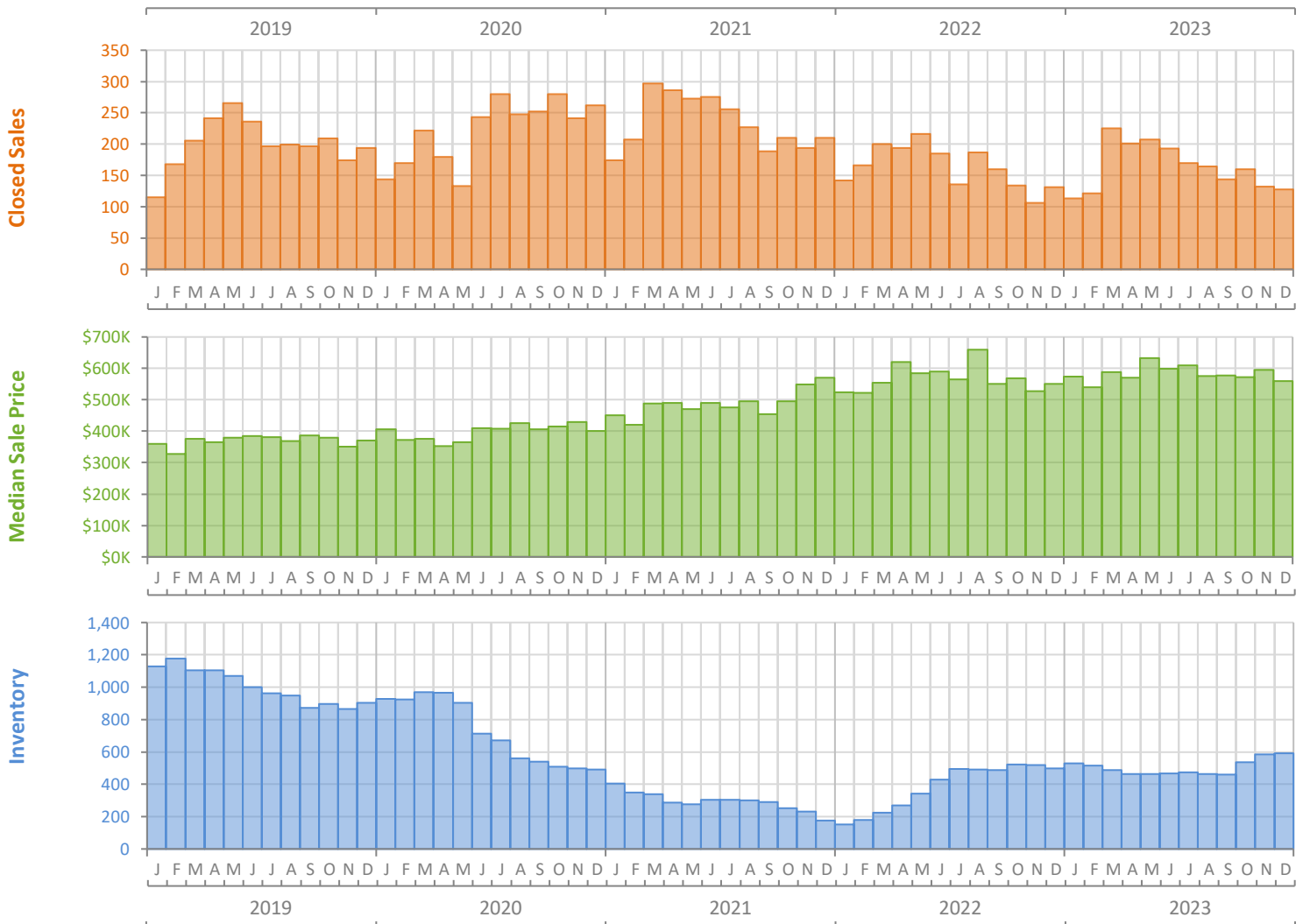
# Monthly Market Summary - December 2023

## Single-Family Homes

### Martin County



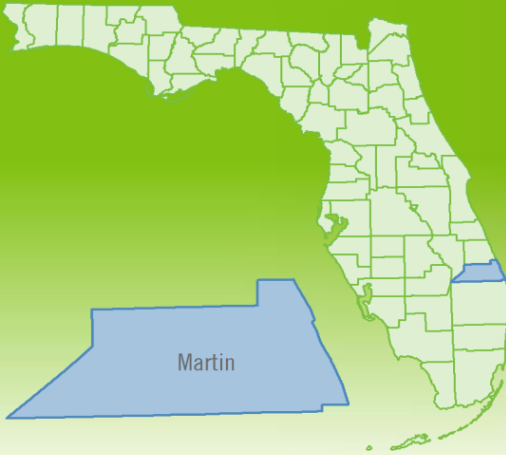
	December 2023	December 2022	Percent Change Year-over-Year
Closed Sales	128	131	-2.3%
Paid in Cash	71	62	14.5%
Median Sale Price	\$560,000	\$550,000	1.8%
Average Sale Price	\$822,106	\$779,674	5.4%
Dollar Volume	\$105.2 Million	\$102.1 Million	3.0%
Med. Pct. of Orig. List Price Received	95.4%	95.1%	0.3%
Median Time to Contract	25 Days	35 Days	-28.6%
Median Time to Sale	62 Days	78 Days	-20.5%
New Pending Sales	116	122	-4.9%
New Listings	153	156	-1.9%
Pending Inventory	161	160	0.6%
Inventory (Active Listings)	590	499	18.2%
Months Supply of Inventory	3.6	3.1	16.1%



# Monthly Distressed Market - December 2023

## Single-Family Homes

### Martin County



		December 2023	December 2022	Percent Change Year-over-Year
Traditional	Closed Sales	128	131	-2.3%
	Median Sale Price	\$560,000	\$550,000	1.8%
Foreclosure/REO	Closed Sales	0	0	N/A
	Median Sale Price	(No Sales)	(No Sales)	N/A
Short Sale	Closed Sales	0	0	N/A
	Median Sale Price	(No Sales)	(No Sales)	N/A

