

# Southeast Florida

Housing Units Authorized in Permit-Issuing Places, January-July 2023



## Most Housing Units Authorized

Miami	3,724
Miami-Dade-Unincorp.	2,763
Port St. Lucie	2,408
Palm Beach-Unincorp.	1,514
Pembroke Pines	519
Martin - Unincorp.	510
Hialeah	452
St. Lucie- Unincorp.	379
North Miami Beach	376
West Palm Beach	368

## Single-family and Multifamily Units



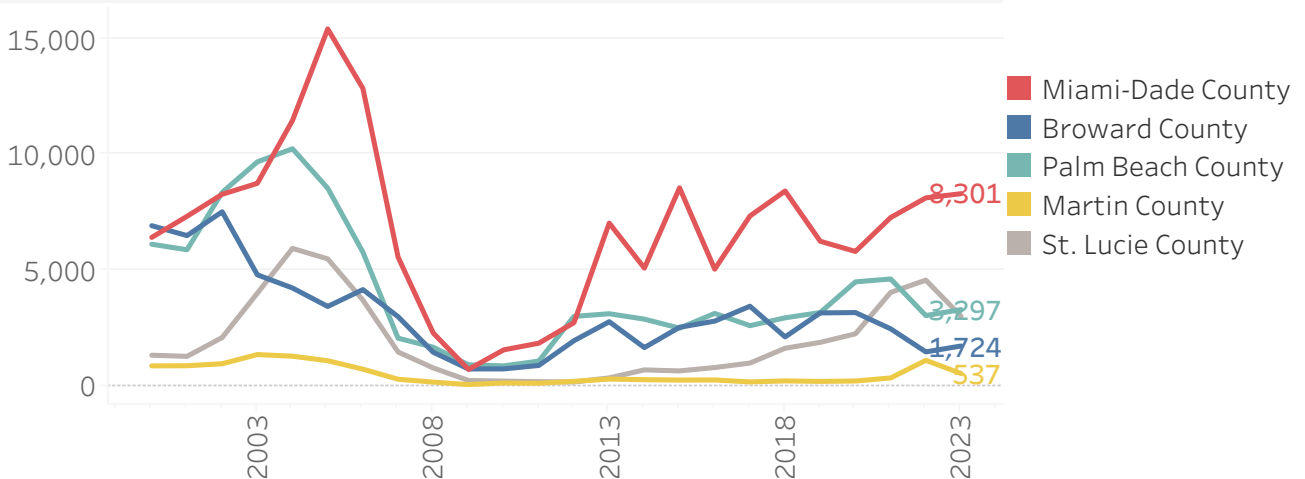
## Most Single-family Units Authorized

Port St. Lucie	2,280
Palm Beach-Unincorp.	851
Miami-Dade-Unincorp.	559
St. Lucie- Unincorp.	379
Martin - Unincorp.	299
Westlake	285
Fort Pierce	224
Palm Beach Gardens	172
Miami Lakes town	133
Parkland	103

## Most Multifamily Units Authorized

Miami	3,657
Miami-Dade-Unincorp.	2,204
Palm Beach-Unincorp.	663
Pembroke Pines	518
Hialeah	450
North Miami Beach	372
West Palm Beach	324
Palm Springs village	264
Plantation	240
Royal Palm Beach village	223

## Units Authorized



Source: US Census Bureau Building Permits Survey (privately-owned residential units).

# Miami-Dade County

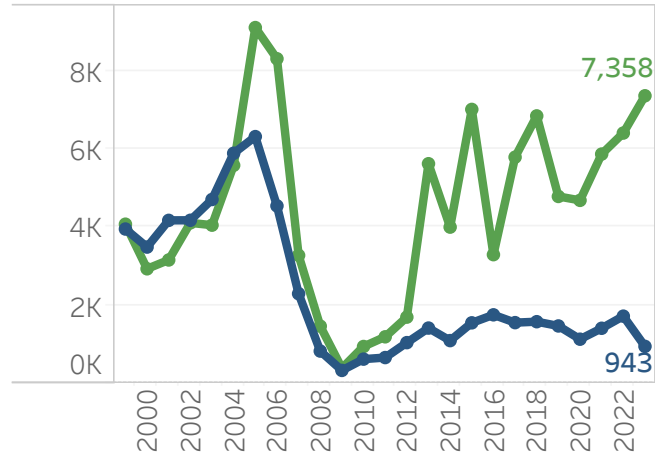
Housing Units Authorized in Permit-Issuing Places, January-July 2023



## Most Housing Units Authorized

Miami	3,724
Miami-Dade-Unincorp.	2,763
Hialeah	452
North Miami Beach	376
Doral	197
North Miami	182
Sweetwater	167
Miami Lakes town	133
Miami Gardens	106
Miami Beach	33

## Single-family and Multifamily Units



## Most Single-family Units

Miami-Dade-Unincorp.	559
Miami Lakes town	133
Miami	67
Miami Beach	33
Village of Pinecrest	25
Homestead	22
Coral Gables	22
Palmetto Bay village	15
Key Biscayne village	15
Cutler Bay town	10

## Most Multifamily Units

Miami	3,657
Miami-Dade-Unincorp.	2,204
Hialeah	450
North Miami Beach	372
Doral	196
North Miami	175
Sweetwater	164
Miami Gardens	103
North Bay Village	20
Miami Springs	10

## Units Authorized in Largest Municipalities (by Population)

Place Name	2018	2020	2019	2021	2023	2022
Miami	4,268	2,134	2,537	2,894	3,724	3,266
Miami-Dade-Unincorp.	1,286	1,675	1,681	2,377	2,763	3,000
Hialeah	142	667	504	305	452	524
Doral	1,555	346	899	453	197	450
North Miami	314	32	75	198	182	193
Homestead	214	263	144	352	22	162
Miami Gardens	10	205	133	15	106	69
Miami Beach	17	15	24	31	33	46
Coral Gables	21	16	11	19	22	10
Cutler Bay town	5	3	7	5	10	5
North Miami Beach	40	1	3	1	376	2

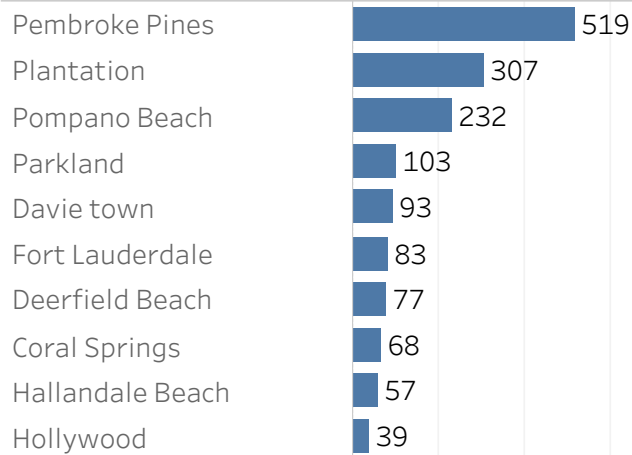
Source: US Census Bureau Building Permits Survey (privately-owned residential units).

# Broward County

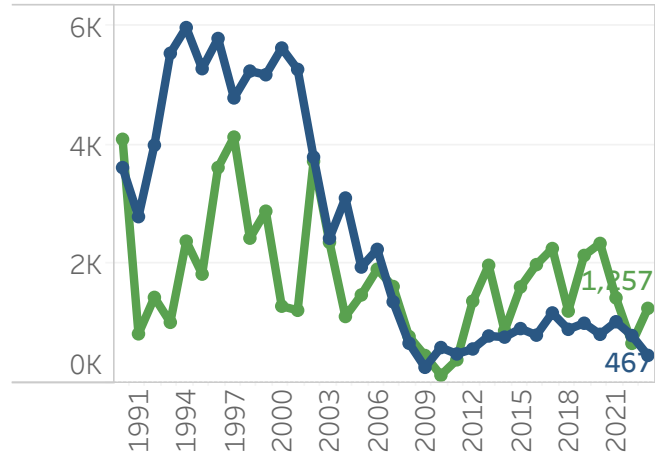
Housing Units Authorized in Permit-Issuing Places, January-July 2023



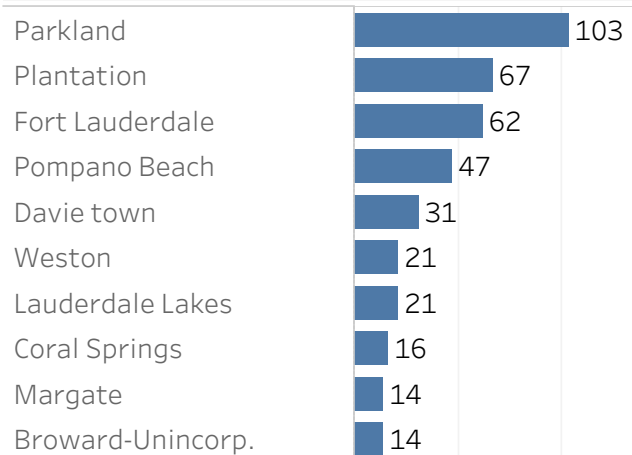
## Most Housing Units Authorized



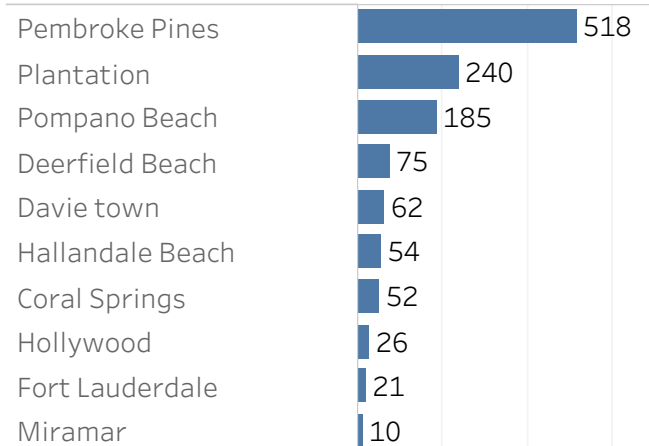
## Single-family and Multifamily Units



## Most Single-family Units



## Most Multifamily Units



## Units Authorized in Largest Municipalities (by Population)

Place Name	2018	2019	2020	2021	2022	2023
Pembroke Pines	519	446	44	0	65	519
Plantation	24	620	521	944	9	307
Pompano Beach	102	367	181	235	270	232
Davie town	215	168	66	102	103	93
Fort Lauderdale	151	582	445	258	120	83
Deerfield Beach	236	162	178	36	59	77
Coral Springs	17	35	25	24	205	68
Hallandale Beach	23	9	254	60	95	57
Hollywood	132	129	498	89	45	39
Miramar	175	42	661	152	77	15

Source: US Census Bureau Building Permits Survey (privately-owned residential units).

# Palm Beach County

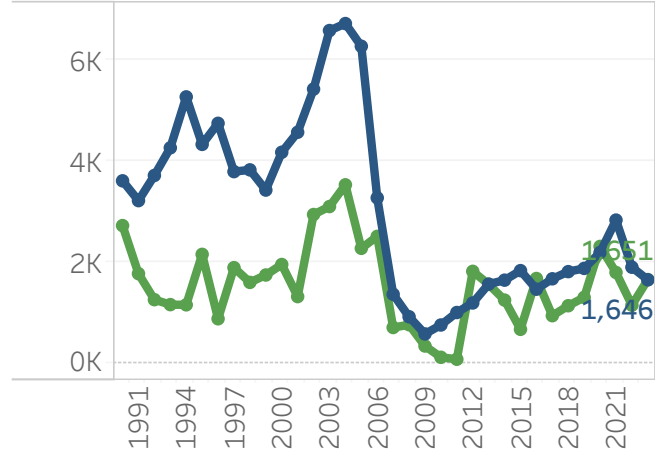
Housing Units Authorized in Permit-Issuing Places, January-July 2023



## Most Housing Units Authorized

Palm Beach-Unincorp.	1,514
West Palm Beach	368
Palm Springs village	296
Westlake	285
Royal Palm Beach village	223
Palm Beach Gardens	172
Delray Beach	149
Mangonia Park town	42
Boca Raton	36
Jupiter town	34

## Single-family and Multifamily Units



## Most Single-family Units

Palm Beach-Unincorp.	851
Westlake	285
Palm Beach Gardens	172
Delray Beach	48
West Palm Beach	44
Boca Raton	36
Palm Springs village	32
Belle Glade	31
Wellington village	24
Hypoluxo town	21

## Most Multifamily Units

Palm Beach-Unincorp.	663
West Palm Beach	324
Palm Springs village	264
Royal Palm Beach village	223
Delray Beach	101
Mangonia Park town	41
Jupiter town	20
Juno Beach town	8
Riviera Beach	7
Atlantis	0

## Units Authorized in Largest Municipalities (by Population)

Place Name	2018	2019	2020	2021	2022	2023
Palm Beach-Unincorp.	1,089	1,670	2,597	2,012	786	1,514
West Palm Beach	346	72	448	622	781	368
Palm Beach Gardens	174	165	179	223	227	172
Delray Beach	173	101	60	83	149	149
Boca Raton	68	66	73	114	73	36
Jupiter town	78	70	40	38	19	34
Wellington village	36	23	19	32	19	24
Boynton Beach	16	534	14	348	152	13
Juno Beach town	7	1	1	22	0	11
Lake Worth Beach				262	26	8

Source: US Census Bureau Building Permits Survey (privately-owned residential units).

# Martin County

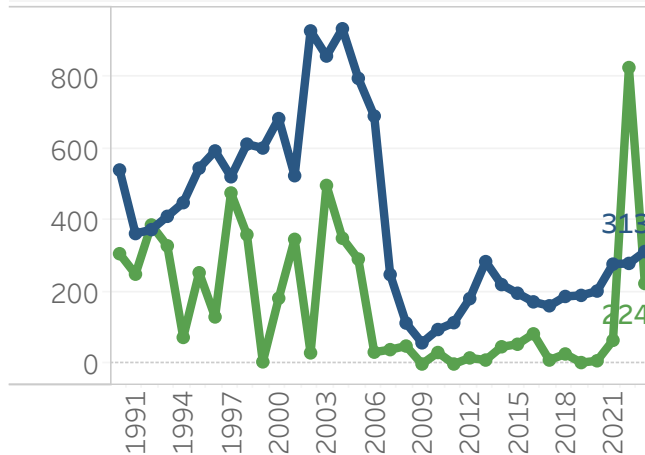
Housing Units Authorized in Permit-Issuing Places, January-July 2023



## Most Housing Units Authorized

Martin - Unincorp.	510
Indiantown village	16
Jupiter Island town	7
Stuart	2
Sewall's Point town	2
Ocean Breeze town	0

## Single-family and Multifamily Units



## Most Single-family Units

Martin - Unincorp.	299
Jupiter Island town	7
Indiantown village	3
Stuart	2
Sewall's Point town	2
Ocean Breeze town	0

## Most Multifamily Units

Martin - Unincorp.	211
Indiantown village	13
Stuart	0
Sewall's Point town	0
Ocean Breeze town	0
Jupiter Island town	0

## Units Authorized in Largest Municipalities

Place Name	2018	2019	2020	2021	2022	2023
Martin - Unincorp.	216	185	208	332	333	510
Indiantown village		10	4	12	4	16
Jupiter Island town					5	7
Stuart					755	2
Sewall's Point town					8	2
Ocean Breeze town					0	0

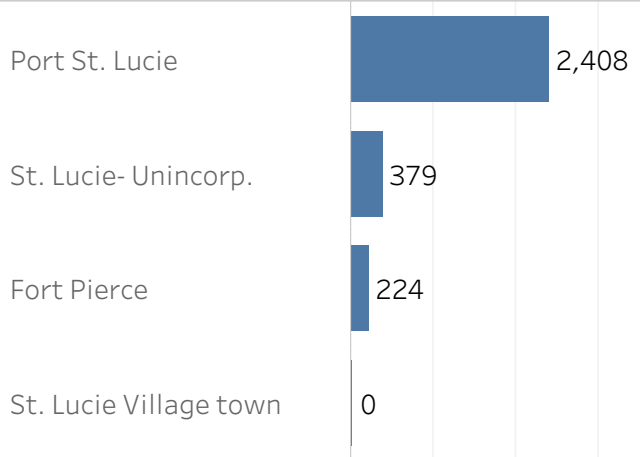
Source: US Census Bureau Building Permits Survey (privately-owned residential units).

# St. Lucie County

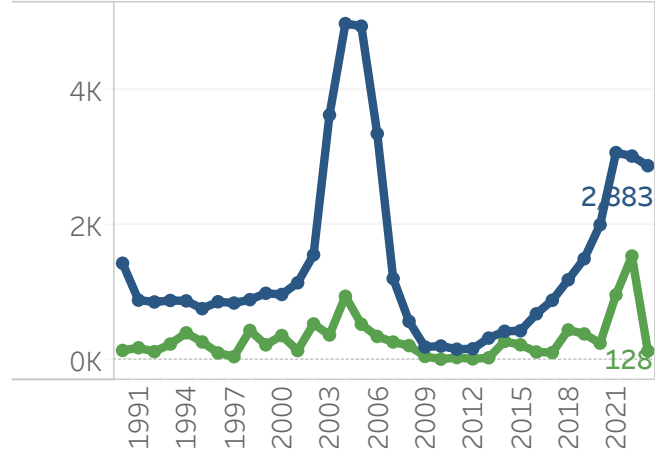
Housing Units Authorized in Permit-Issuing Places, January-July 2023



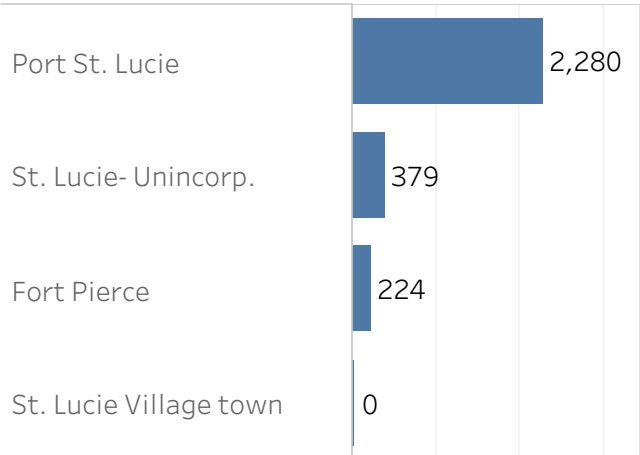
## Most Housing Units Authorized



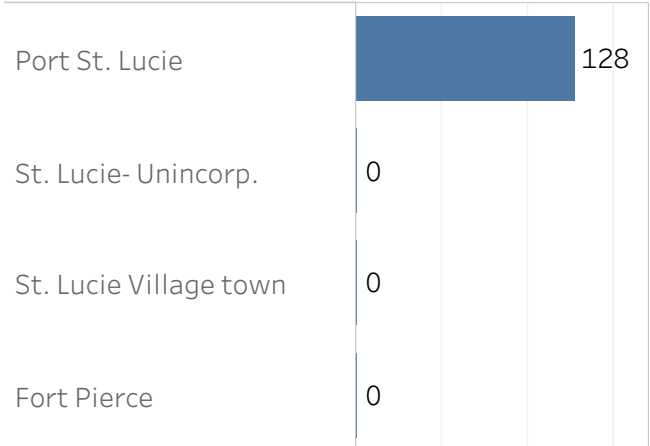
## Single-family and Multifamily Units



## Most Single-family Units



## Most Multifamily Units



## Units Authorized in Largest Municipalities

Place Name	2018	2019	2020	2021	2022	2023
Port St. Lucie	1,628	1,881	2,249	4,041	4,083	2,408
St. Lucie- Unincorp.					281	379
Fort Pierce					203	224
St. Lucie Village town					0	0

Source: US Census Bureau Building Permits Survey (privately-owned residential units) .