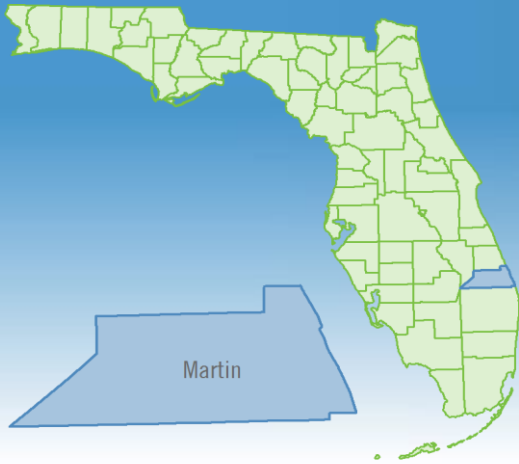


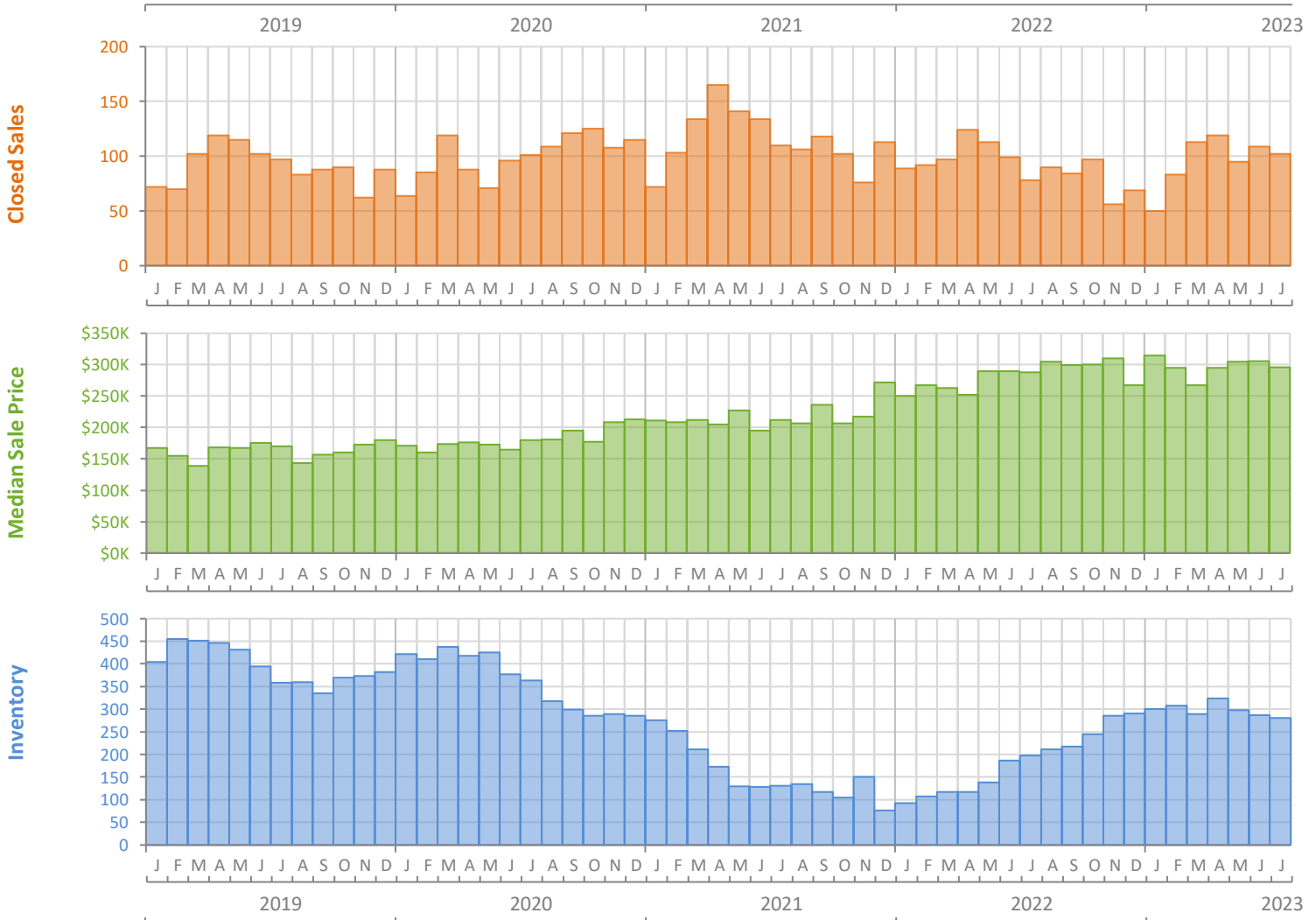
# Monthly Market Summary - July 2023

## Townhouses and Condos

### Martin County



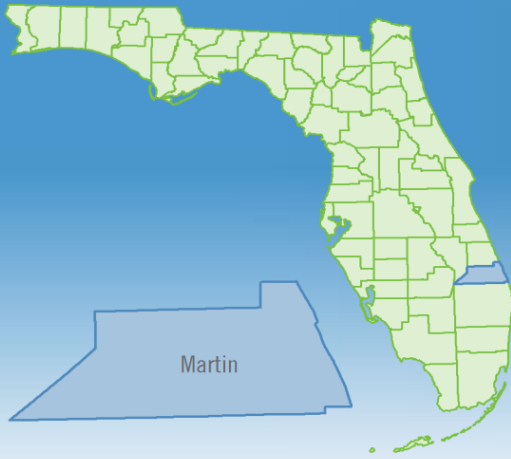
	July 2023	July 2022	Percent Change Year-over-Year
Closed Sales	102	78	30.8%
Paid in Cash	46	52	-11.5%
Median Sale Price	\$296,250	\$288,000	2.9%
Average Sale Price	\$425,949	\$299,794	42.1%
Dollar Volume	\$43.4 Million	\$23.4 Million	85.8%
Med. Pct. of Orig. List Price Received	94.1%	100.0%	-5.9%
Median Time to Contract	60 Days	11 Days	445.5%
Median Time to Sale	101 Days	54 Days	87.0%
New Pending Sales	95	93	2.2%
New Listings	93	117	-20.5%
Pending Inventory	163	161	1.2%
Inventory (Active Listings)	280	198	41.4%
Months Supply of Inventory	3.1	2.0	55.0%



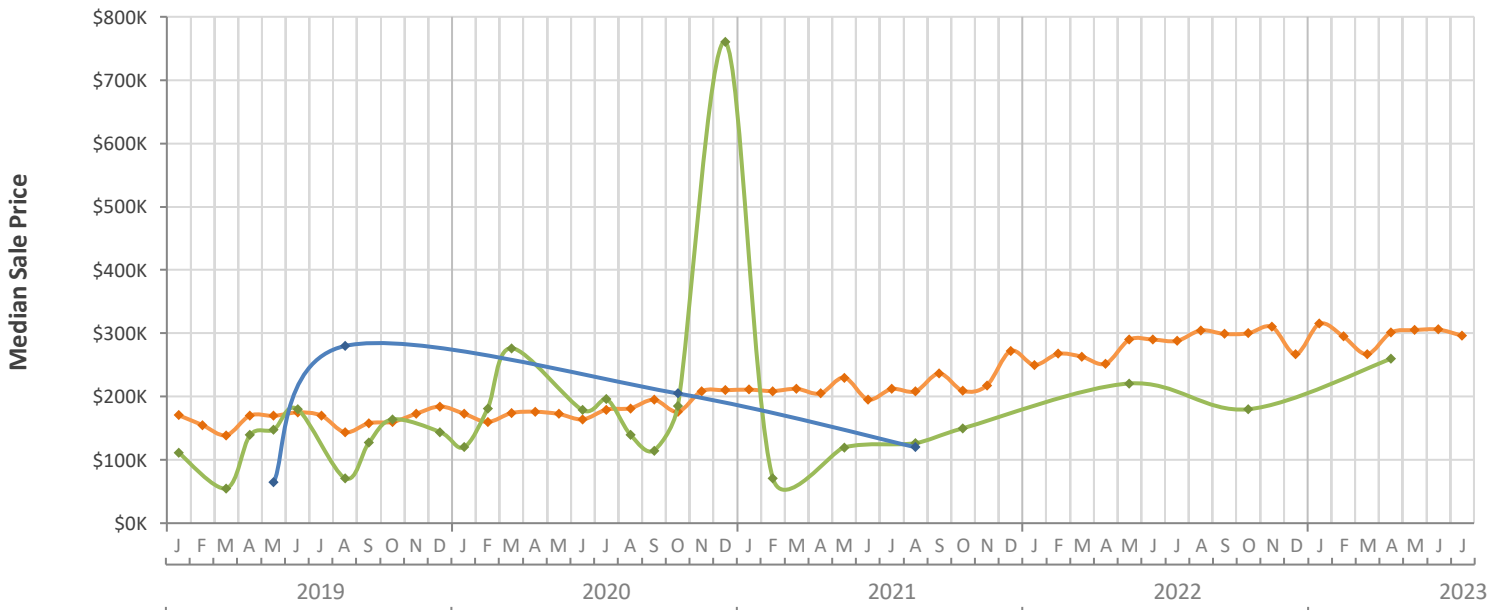
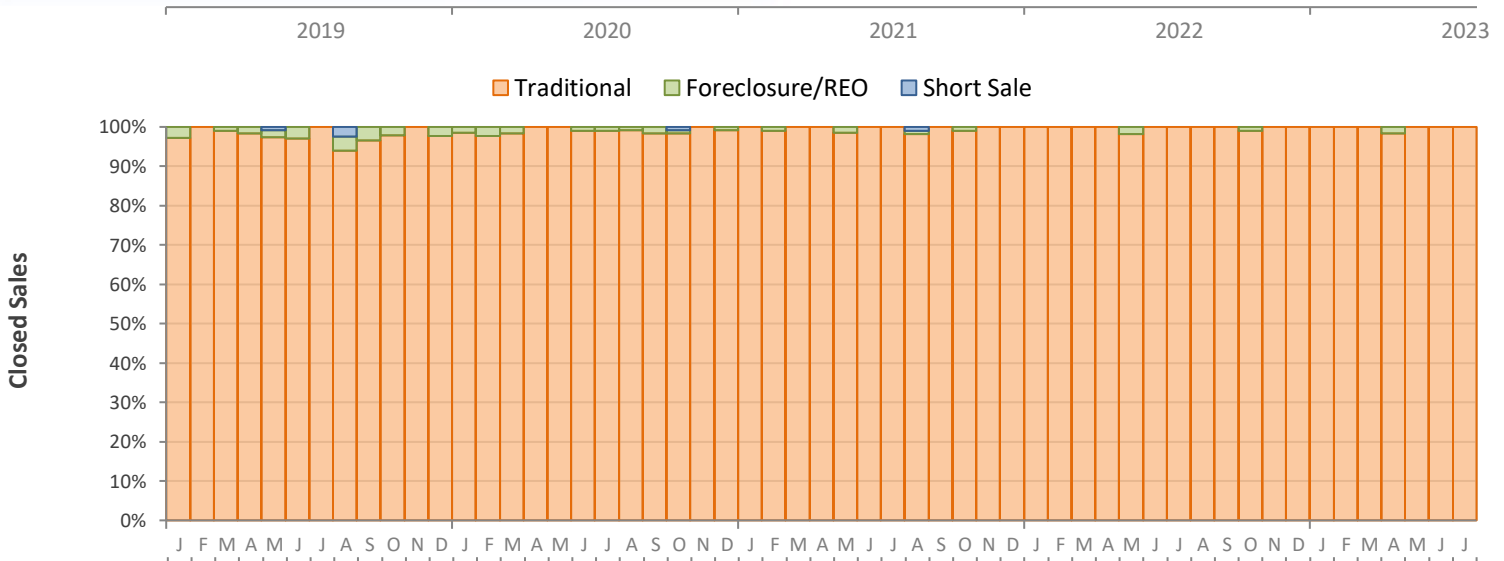
# Monthly Distressed Market - July 2023

## Townhouses and Condos

### Martin County



		July 2023	July 2022	Percent Change Year-over-Year
Traditional	Closed Sales	102	78	30.8%
	Median Sale Price	\$296,250	\$288,000	2.9%
Foreclosure/REO	Closed Sales	0	0	N/A
	Median Sale Price	(No Sales)	(No Sales)	N/A
Short Sale	Closed Sales	0	0	N/A
	Median Sale Price	(No Sales)	(No Sales)	N/A



Produced by Florida REALTORS® with data provided by Florida's multiple listing services. Statistics for each month compiled from MLS feeds on the 15th day of the following month. Data released on Tuesday, August 22, 2023. Next data release is Thursday, September 21, 2023.