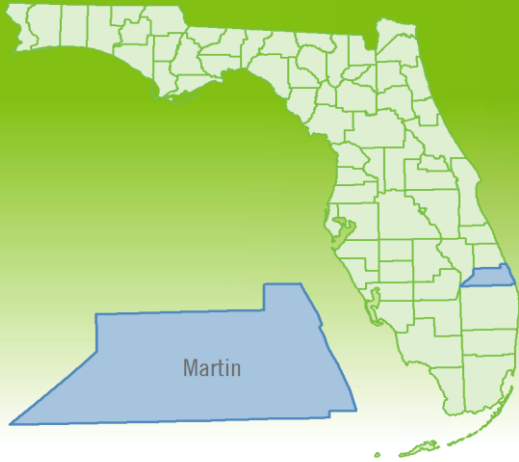


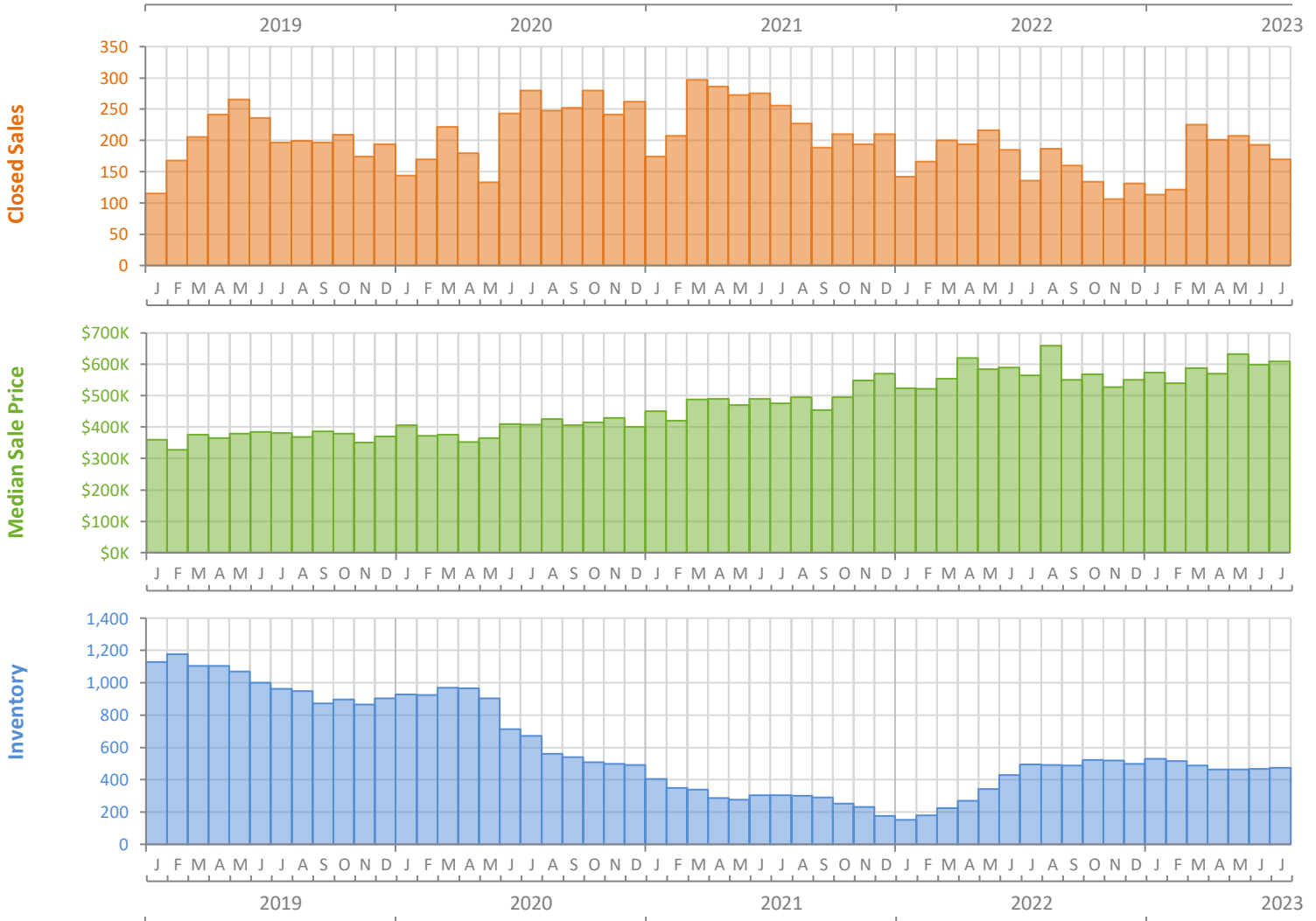
Monthly Market Summary - July 2023

Single-Family Homes

Martin County



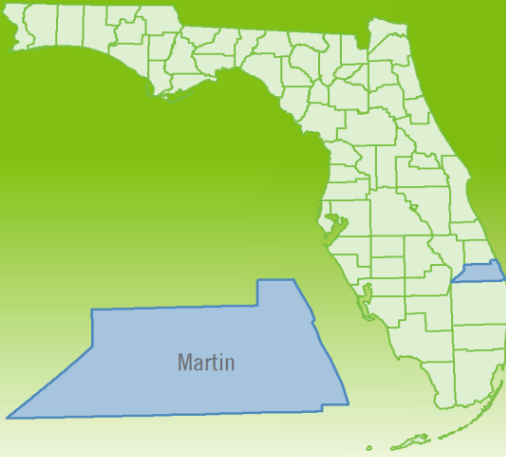
	July 2023	July 2022	Percent Change Year-over-Year
Closed Sales	170	136	25.0%
Paid in Cash	79	63	25.4%
Median Sale Price	\$610,000	\$565,000	8.0%
Average Sale Price	\$1,168,765	\$811,762	44.0%
Dollar Volume	\$198.7 Million	\$110.4 Million	80.0%
Med. Pct. of Orig. List Price Received	96.4%	97.5%	-1.1%
Median Time to Contract	22 Days	14 Days	57.1%
Median Time to Sale	65 Days	54 Days	20.4%
New Pending Sales	161	172	-6.4%
New Listings	203	263	-22.8%
Pending Inventory	228	251	-9.2%
Inventory (Active Listings)	473	493	-4.1%
Months Supply of Inventory	2.9	2.6	11.5%



Monthly Distressed Market - July 2023

Single-Family Homes

Martin County



		July 2023	July 2022	Percent Change Year-over-Year
Traditional	Closed Sales	169	136	24.3%
	Median Sale Price	\$610,000	\$565,000	8.0%
Foreclosure/REO	Closed Sales	1	0	N/A
	Median Sale Price	\$1,084,125	(No Sales)	N/A
Short Sale	Closed Sales	0	0	N/A
	Median Sale Price	(No Sales)	(No Sales)	N/A

