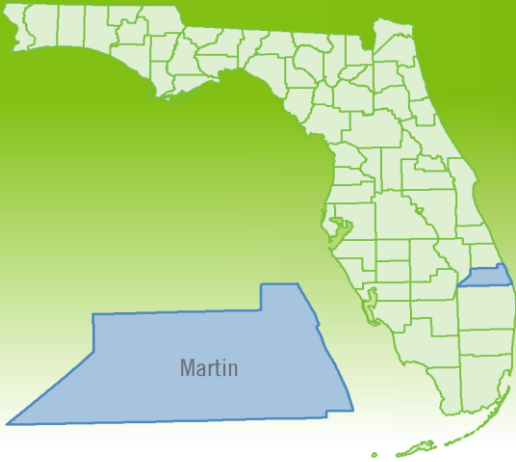


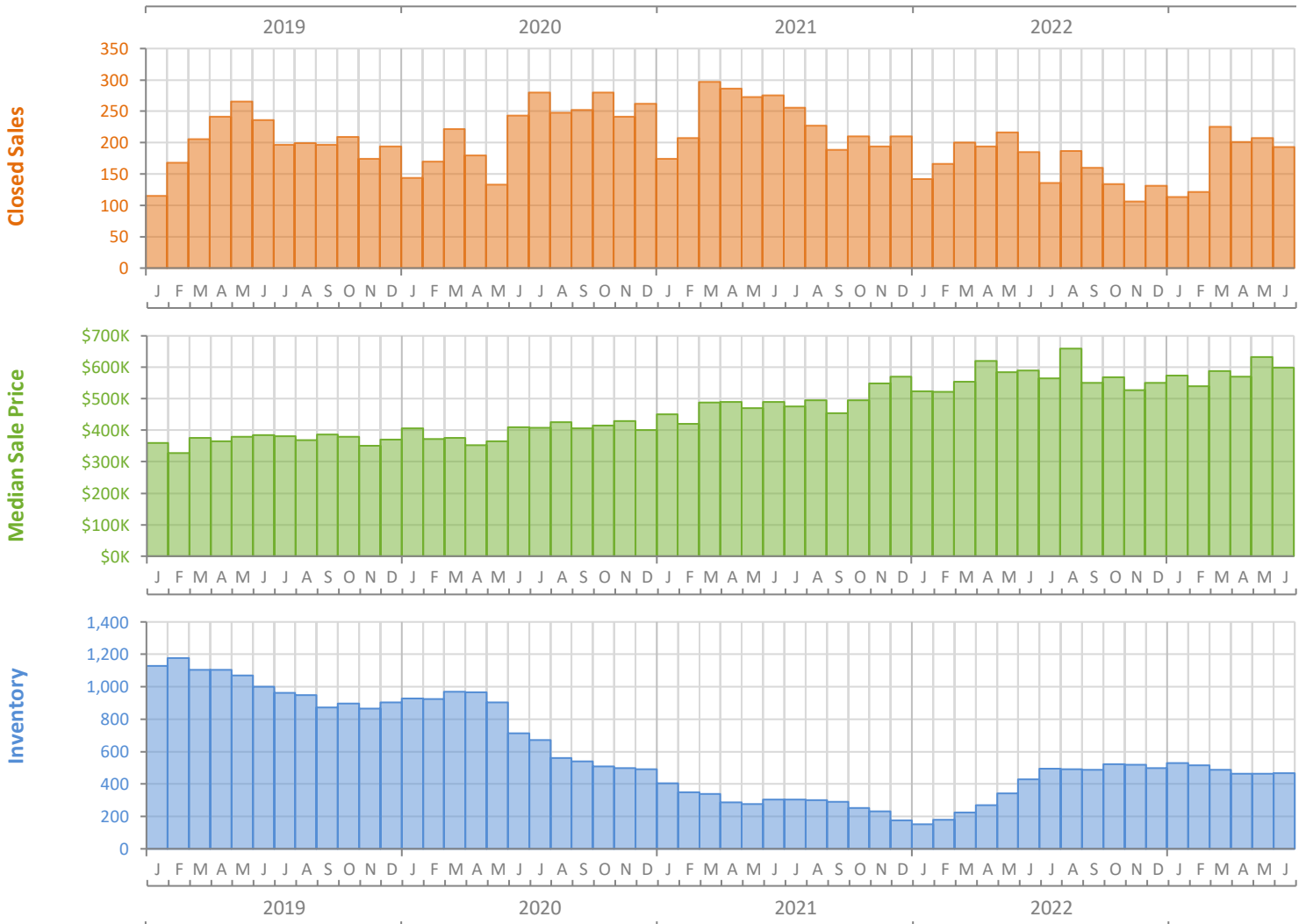
# Monthly Market Summary - June 2023

## Single-Family Homes

### Martin County



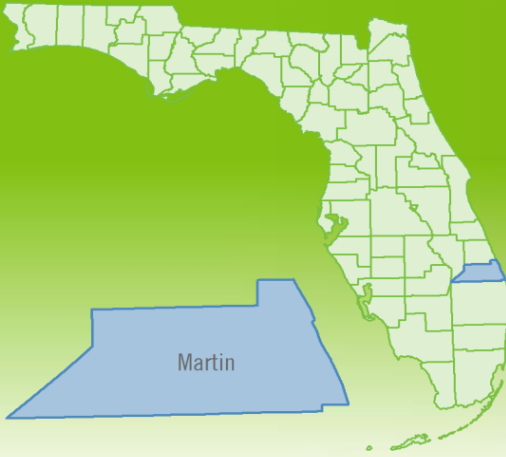
	June 2023	June 2022	Percent Change Year-over-Year
Closed Sales	193	185	4.3%
Paid in Cash	84	95	-11.6%
Median Sale Price	\$598,500	\$590,000	1.4%
Average Sale Price	\$728,424	\$809,923	-10.1%
Dollar Volume	\$140.6 Million	\$149.8 Million	-6.2%
Med. Pct. of Orig. List Price Received	96.0%	98.1%	-2.1%
Median Time to Contract	22 Days	14 Days	57.1%
Median Time to Sale	66 Days	55 Days	20.0%
New Pending Sales	168	159	5.7%
New Listings	204	265	-23.0%
Pending Inventory	247	228	8.3%
Inventory (Active Listings)	467	429	8.9%
Months Supply of Inventory	2.9	2.2	31.8%



# Monthly Distressed Market - June 2023

## Single-Family Homes

### Martin County



		June 2023	June 2022	Percent Change Year-over-Year
Traditional	Closed Sales	192	185	3.8%
	Median Sale Price	\$600,000	\$590,000	1.7%
Foreclosure/REO	Closed Sales	1	0	N/A
	Median Sale Price	\$285,000	(No Sales)	N/A
Short Sale	Closed Sales	0	0	N/A
	Median Sale Price	(No Sales)	(No Sales)	N/A

