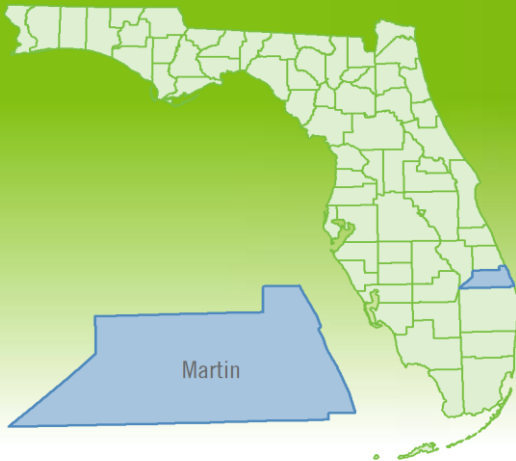


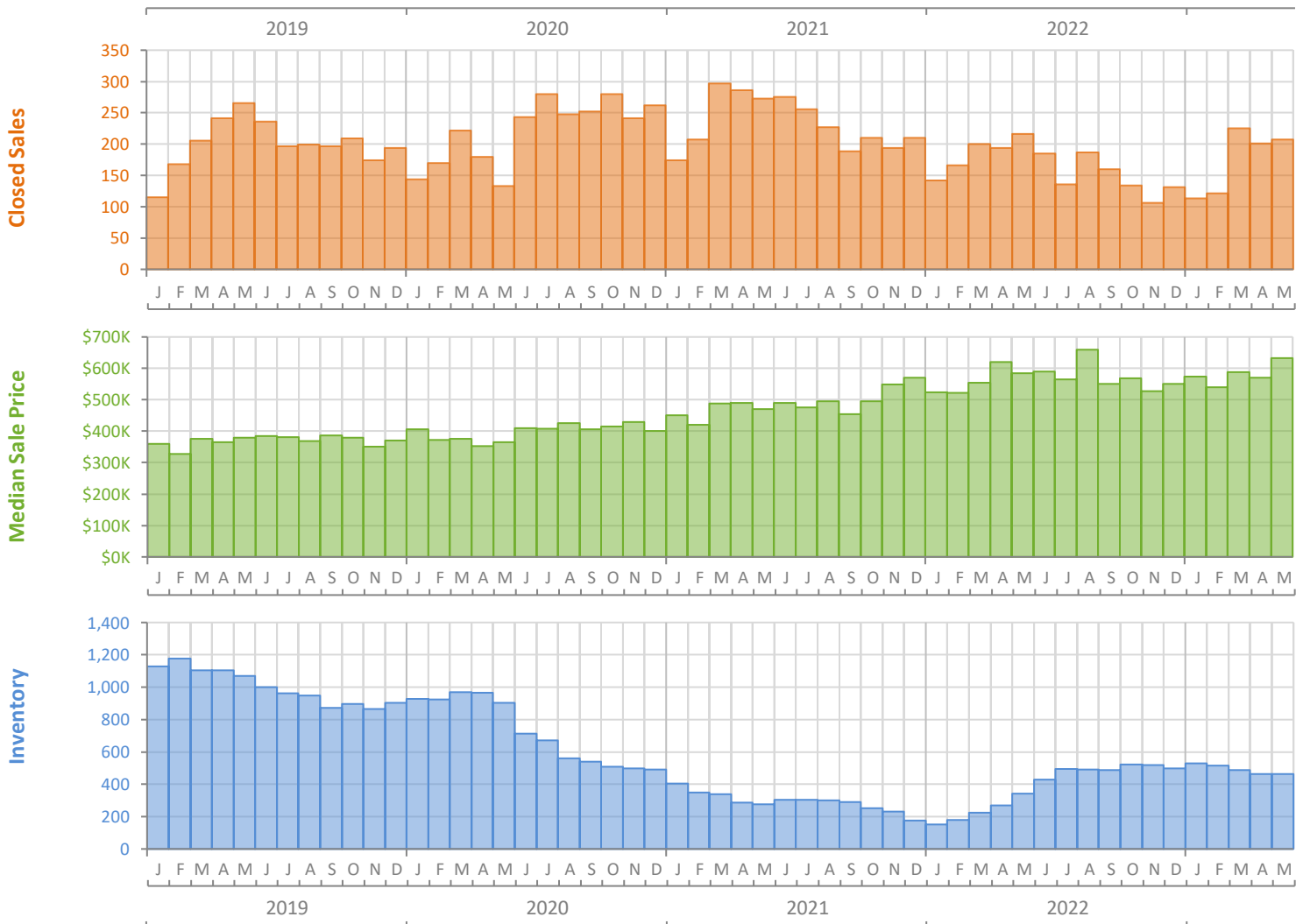
Monthly Market Summary - May 2023

Single-Family Homes

Martin County



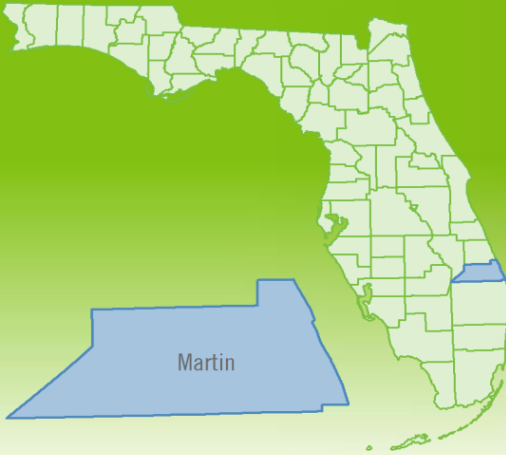
	May 2023	May 2022	Percent Change Year-over-Year
Closed Sales	207	216	-4.2%
Paid in Cash	104	104	0.0%
Median Sale Price	\$632,000	\$584,498	8.1%
Average Sale Price	\$985,822	\$956,150	3.1%
Dollar Volume	\$204.1 Million	\$206.5 Million	-1.2%
Med. Pct. of Orig. List Price Received	94.8%	100.0%	-5.2%
Median Time to Contract	31 Days	11 Days	181.8%
Median Time to Sale	75 Days	51 Days	47.1%
New Pending Sales	185	195	-5.1%
New Listings	221	281	-21.4%
Pending Inventory	279	263	6.1%
Inventory (Active Listings)	463	341	35.8%
Months Supply of Inventory	2.9	1.7	70.6%



Monthly Distressed Market - May 2023

Single-Family Homes

Martin County



		May 2023	May 2022	Percent Change Year-over-Year
Traditional	Closed Sales	207	215	-3.7%
	Median Sale Price	\$632,000	\$585,000	8.0%
Foreclosure/REO	Closed Sales	0	1	-100.0%
	Median Sale Price	(No Sales)	\$315,000	N/A
Short Sale	Closed Sales	0	0	N/A
	Median Sale Price	(No Sales)	(No Sales)	N/A

