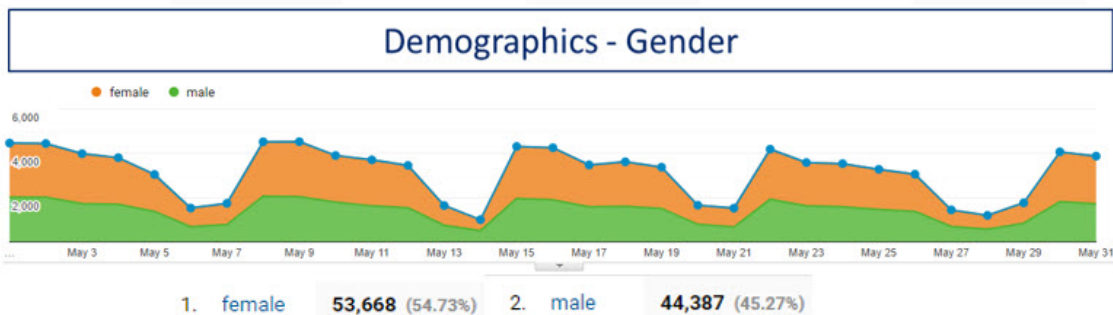
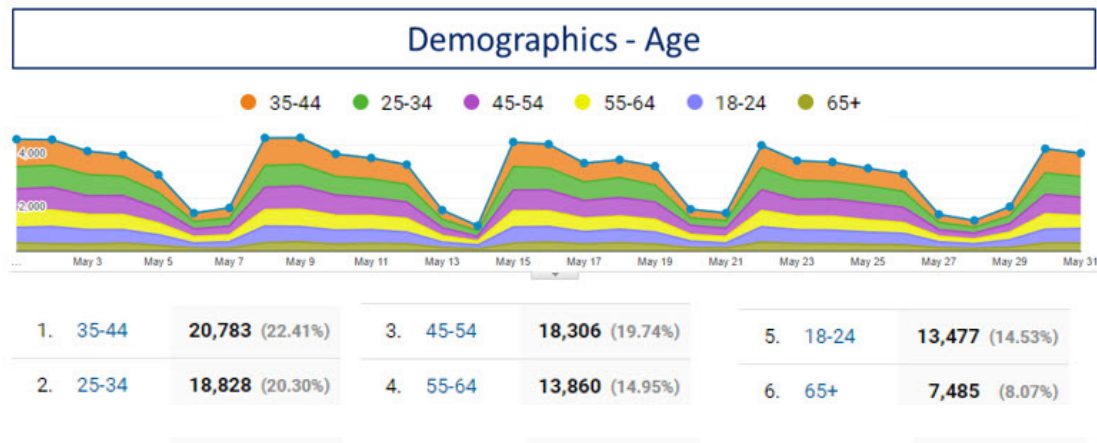


BROKER Monthly Stats MANAGER Reports May 2023



MiamiRealtors.com



Demographics – Language Settings in Users' Browsers

English	324,287	Spanish	18,194
Russian	759	Chinese	582
Portuguese	519	French	365
Italian	190		

Traffic To Website – Where Is It Coming From

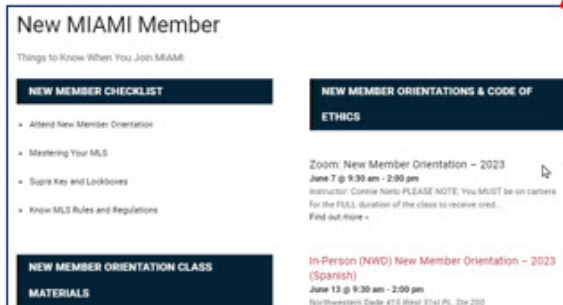

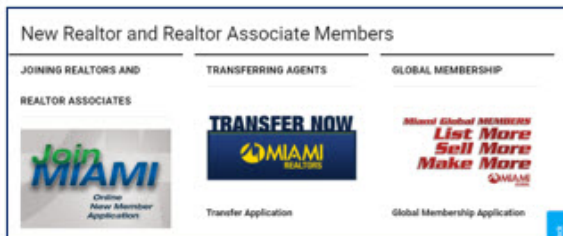

TOP COUNTRIES		
	Country	Sessions
1.	 United States	333,849 (96.73%)
2.	 Colombia	1,231 (0.36%)
3.	 Venezuela	806 (0.23%)
4.	 Argentina	631 (0.18%)
5.	 Philippines	538 (0.16%)
6.	 Mexico	497 (0.14%)
7.	 Spain	475 (0.14%)
8.	 Canada	388 (0.11%)
9.	 Brazil	387 (0.11%)
10.	 Germany	345 (0.10%)

TOP U.S. STATES		
	State	Sessions
1.	Florida	252,449 (75.62%)
2.	Texas	14,027 (4.20%)
3.	Georgia	7,219 (2.16%)
4.	Virginia	5,889 (1.76%)
5.	Illinois	5,448 (1.63%)
6.	North Carolina	4,885 (1.46%)
7.	Ohio	4,283 (1.28%)
8.	New York	3,936 (1.18%)
9.	Michigan	3,635 (1.09%)
10.	Washington	3,249 (0.97%)

TOP U.S. METROS		
	Metro	Sessions
1.	Miami-Ft. Lauderdale FL	202,603 (60.69%)
2.	West Palm Beach-Ft. Pierce FL	16,687 (5.00%)
3.	Chicago IL	5,487 (1.64%)
4.	Orlando-Daytona Beach-Melbourne FL	5,093 (1.53%)
5.	Tampa-St. Petersburg (Sarasota) FL	4,639 (1.39%)
6.	Atlanta GA	3,167 (0.95%)
7.	New York, NY	2,902 (0.87%)
8.	Washington DC (Hagerstown MD)	2,565 (0.77%)
9.	Ft. Myers-Naples FL	2,268 (0.68%)
10.	Dallas-Ft. Worth TX	2,116 (0.63%)

What Pages Did Visitors View

It's Dues Renewal Time and Members are getting all the information!



TOP PAGES VIEWED	
Page	Pageviews
1. /home page	652,089
2. /mls/	76,535
3. /membership/dues/renewal/	48,740
4. /events/month/	17,034
5. /services/products-and-services/matrix/	7,440
6. /education/	6,433
7. /membership/join-miami/	5,330
8. /membership/	4,686
9. /membership/new-member-orientation/	3,549
10. /membership/dues/	3,200
11. /about-miami/contactus/	3,030

MIAMI NEW MEMBER RATES*				
2023 - 2024 NEW MEMBER RESIDENTIAL DUES STRUCTURE SHEET*				
Dues are pro-rated monthly to cover through the end of the 2024 Fiscal Year.				
Current MIAMI Billing Year: May 1, 2023 - June 30, 2024				
May 2023				
JOIN	Membership Type Description	2023-2024	2024	TOTAL
May 1 - 31				
	MLS, Local, FR & NAR May 1 - June 30, 2024		\$95.00 (Voluntary)	
REALTOR® Associate	Individual who holds a Sales Associate real estate license and is active under a firm that has a membership in good standing.	\$1,017.33	\$50.00	\$1,067.33
REALTOR®	Individual who holds a Broker or Sales Associate real estate license and is active under a firm that has a membership in good standing.	\$1,037.33	\$50.00	\$1,087.33