

# BROKER Monthly Stats MANAGER Reports April 2023

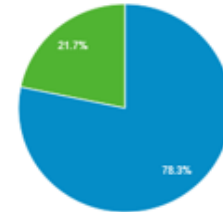


MiamiRealtors.com

## MiamiRealtors.com April 2023

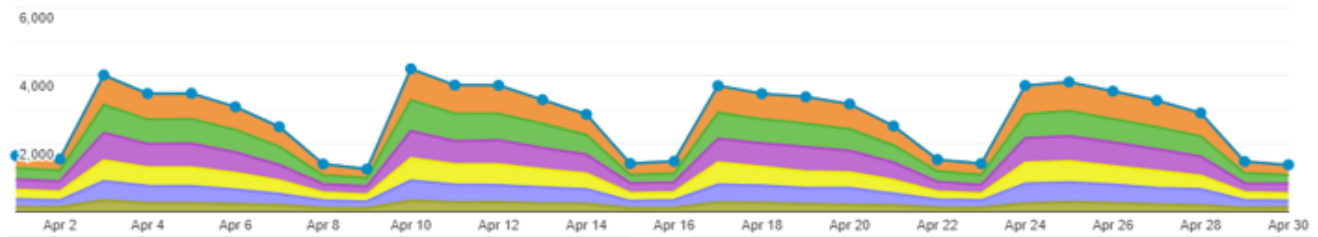


Returning Visitor New Visitor



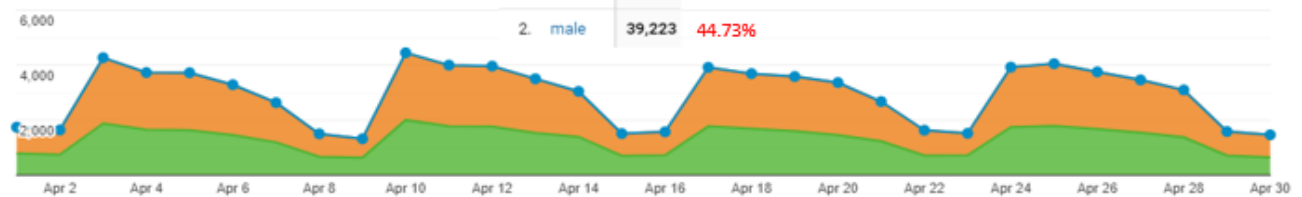
## Visitor Demographics Age and Gender

Sessions 35-44 25-34 45-54 18-24 55-64 65+



1. 35-44	18,404	22.39%	3. 45-54	16,051	19.53%	5. 55-64	12,041	14.65%
2. 25-34	16,677	20.29%	4. 18-24	12,821	15.60%	6. 65+	6,204	7.55%

Sessions female male



1. female	48,456	55.27%
2. male	39,223	44.73%



## TOP LANGUAGES\*

1.	English	3012,798
2.	Spanish	16,567
3.	Russian	697
4.	Portuguese	431
5.	French	354

\*Language: Google Analytics takes these values from the web browsers of visitors. Language is a user-selectable setting in most web browsers, generally defaulting to the language of the operating system. However, users can change the setting to reflect their preferences. Users can set several languages and rank them in order of preference. This preference can be used by sites to automatically choose a localized version, giving users a translated version of the site, in the users most preferred language. Google Analytics reports the first preference in the browser.

## TOP PAGEVIEWS

Page ?	Pageviews ? ↓	Unique Pageviews ?
	914,149	390,741
1. /home page	614,802 (67.25%)	265,154 (67.86%)
2. /mls/	75,459 (8.25%)	31,085 (7.96%)
3. /events/month/ (EVENT CALENDAR)	16,646 (1.82%)	5,029 (1.29%)
4. /services/products-and-services/matrix/	8,656 (0.95%)	3,845 (0.98%)
5. /education/	6,065 (0.66%)	2,202 (0.56%)
6. /event/4a57b212-ffbc-ed11-9c94-00155d101075/ COMMERCIAL MID-YEAR CONFERENCE	5,314 (0.58%)	2,465 (0.63%)
7. /membership/join-miami/	4,926 (0.54%)	2,087 (0.53%)
8. /membership/new-member-orientation/	3,596 (0.39%)	1,182 (0.30%)
9. /membership/	3,458 (0.38%)	1,439 (0.37%)
10. /commercial/	3,287 (0.36%)	1,259 (0.32%)
11. /membership/dues/	2,739 (0.30%)	1,209 (0.31%)
12. /education/online-education-and-webinars/	2,403 (0.26%)	979 (0.25%)
13. /news/	2,368 (0.26%)	894 (0.23%)
14. /about-miami/contactus/	2,225 (0.24%)	1,056 (0.27%)
15. /membership/supra/	2,178 (0.24%)	906 (0.23%)
16. /advocacy/legal-updates-and-resources/	2,093 (0.23%)	842 (0.22%)
17. /news/south-florida-market-stats/south-florida-market-stats-february-2023/	2,049 (0.22%)	830 (0.21%)
18. /news/south-florida-market-stats/miami-dade-real-time-market-stats/	1,914 (0.21%)	773 (0.20%)
19. /education/networking-events/ (BIZ AFTER HOURS)	1,910 (0.21%)	748 (0.19%)
20. /advocacy/fairhousing/	1,791 (0.20%)	825 (0.21%)