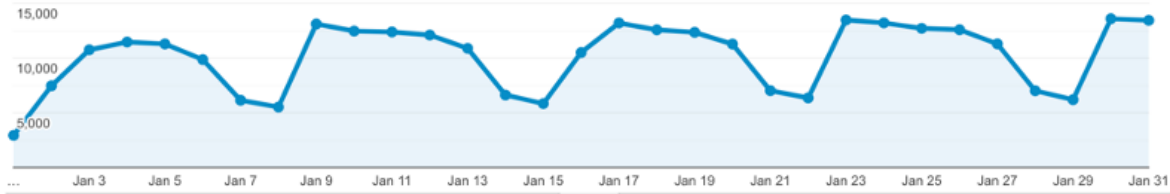


BROKER MANAGER Monthly Stats Reports January 2023



MiamiRealtors.com

MiamiRealtors.com January 2023



Sessions
315,168

Users
99,088

Pageviews
923,207

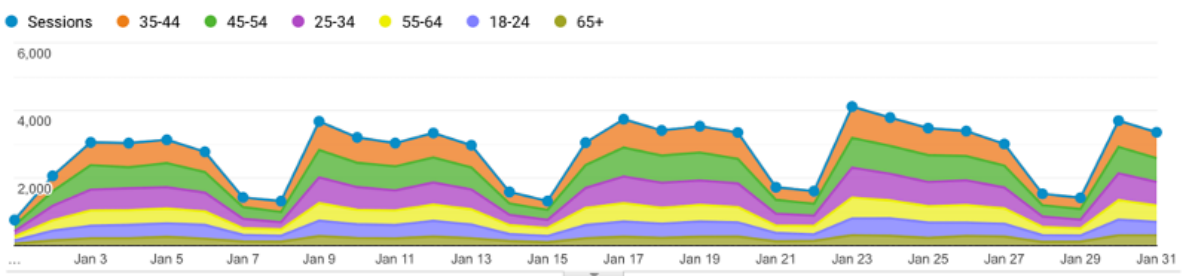
Pages / Session
2.93

Avg. Session Duration
00:01:25

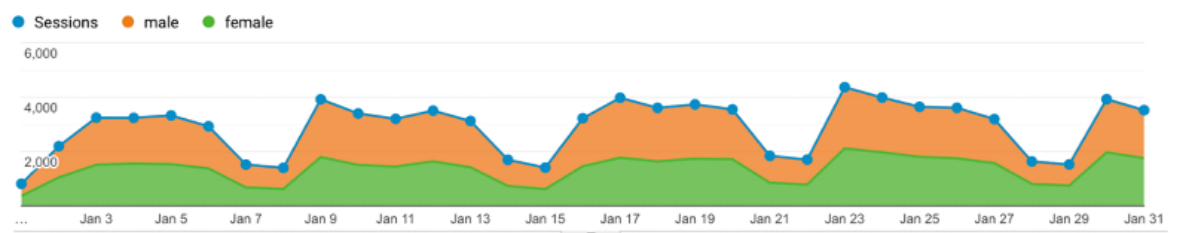
Returning Visitor: 76.4%

New Visitor: 23.6%

Visitor Demographics



1. 35-44	18,867	3. 25-34	17,330	5. 18-24	10,904
2. 45-54	18,834	4. 55-64	12,382	6. 65+	6,527



1. male	47,634	2. female	42,308
---------	--------	-----------	--------

Geographic: Top Visitors by Country

Country ?	Sessions ? ↓	% New Sessions ?	New Users ?	Pages / Session ?	Avg. Session Duration ?
	315,168 % of Total: 100.00% (315,168)	23.61% Avg for View: 23.60% (0.03%)	74,399 % of Total: 100.03% (74,374)	2.93 Avg for View: 2.93 (0.00%)	00:01:25 Avg for View: 00:01:25 (0.00%)
1. United States	304,368 (96.57%)	22.69%	69,072 (92.84%)	2.93	00:01:25
2. Colombia	1,320 (0.42%)	24.70%	326 (0.44%)	3.24	00:01:54
3. China	1,280 (0.41%)	100.00%	1,280 (1.72%)	1.03	<00:00:01
4. Venezuela	843 (0.27%)	23.61%	199 (0.27%)	3.40	00:01:40
5. Philippines	507 (0.16%)	36.09%	183 (0.25%)	3.00	00:01:40
6. New Zealand	483 (0.15%)	11.80%	57 (0.08%)	3.26	00:01:55
7. Argentina	473 (0.15%)	31.92%	151 (0.20%)	3.01	00:02:24
8. Spain	461 (0.15%)	44.90%	207 (0.28%)	2.82	00:01:10
9. Canada	407 (0.13%)	65.85%	268 (0.36%)	3.08	00:01:05
10. India	361 (0.11%)	63.71%	230 (0.31%)	4.33	00:02:31

RE: China - Less than a second is generally a bot

Geographic: Top U.S. Visitors by State

Region ?	Sessions ? ↓	% New Sessions ?	New Users ?	Pages / Session ?	Avg. Session Duration ?
	304,368 % of Total: 96.57% (315,168)	22.69% Avg for View: 23.60% (-3.83%)	69,072 % of Total: 92.87% (74,374)	2.93 Avg for View: 2.93 (0.13%)	00:01:25 Avg for View: 00:01:25 (0.29%)
1. Florida	229,407 (75.37%)	17.95%	41,170 (59.60%)	2.97	00:01:29
2. Texas	38,092 (12.52%)	36.95%	14,074 (20.38%)	2.81	00:01:13
3. Washington	6,502 (2.14%)	43.74%	2,844 (4.12%)	2.85	00:01:17
4. Kentucky	4,122 (1.35%)	36.83%	1,518 (2.20%)	2.90	00:01:22
5. Virginia	3,029 (1.00%)	51.24%	1,552 (2.25%)	2.74	00:01:03
6. California	2,945 (0.97%)	32.46%	956 (1.38%)	2.95	00:01:15
7. Georgia	2,913 (0.96%)	22.97%	669 (0.97%)	2.81	00:01:14
8. New York	2,242 (0.74%)	40.90%	917 (1.33%)	2.86	00:01:03
9. North Carolina	1,667 (0.55%)	19.98%	333 (0.48%)	2.93	00:01:24
Illinois	1,169 (0.38%)	29.94%	350 (0.51%)	2.97	00:01:10

RE: Texas – Top Pages Visited: Home Page; About Us; Contact Us; MLS; Membership; Inaugural; Supra; 45 Hr. Post Licensing; Market Stats; Legal/tenant bill of rights

Geographic: Top U.S. Visitors by Metro

Metro	Acquisition			Behavior	
	Sessions ? ↓	% New Sessions ?	New Users ?	Pages / Session ?	Avg. Session Duration ?
	304,368 % of Total: 96.57% (315,168)	22.69% Avg for View: 23.60% (-3.83%)	69,072 % of Total: 92.87% (74,374)	2.93 Avg for View: 2.93 (0.13%)	00:01:25 Avg for View: 00:01:25 (0.29%)
1. Miami-Ft. Lauderdale FL	183,910 (60.42%)	15.77%	29,005 (41.99%)	2.95	00:01:28
2. West Palm Beach-Ft. Pierce FL	15,665 (5.15%)	18.16%	2,844 (4.12%)	3.30	00:02:01
3. Houston TX	4,947 (1.63%)	30.79%	1,523 (2.20%)	2.76	00:01:18
4. Orlando-Daytona Beach-Melbourne FL	4,174 (1.37%)	25.75%	1,075 (1.56%)	2.97	00:01:25
5. Lexington KY	4,031 (1.32%)	36.81%	1,484 (2.15%)	2.90	00:01:23
6. Tampa-St. Petersburg (Sarasota) FL	3,624 (1.19%)	27.79%	1,007 (1.46%)	2.86	00:01:09
7. New York, NY	2,442 (0.80%)	37.80%	923 (1.34%)	2.84	00:01:06
8. Ft. Myers-Naples FL	2,053 (0.67%)	23.92%	491 (0.71%)	3.01	00:01:47
9. Atlanta GA	1,814 (0.60%)	23.65%	429 (0.62%)	2.84	00:01:12
10. Norfolk-Portsmouth-Newport News VA	1,635 (0.54%)	37.80%	618 (0.89%)	2.71	00:01:09

Geographic: Top Florida Visitors by City

City ?	Acquisition			Behavior	
	Sessions ? ↓	% New Sessions ?	New Users ?	Pages / Session ?	Avg. Session Duration ?
	229,407 % of Total: 72.79% (315,168)	17.95% Avg for View: 23.60% (-23.95%)	41,170 % of Total: 55.36% (74,374)	2.97 Avg for View: 2.93 (1.29%)	00:01:29 Avg for View: 00:01:25 (4.83%)
1. Miami	32,051 (13.97%)	20.28%	6,499 (15.79%)	2.88	00:01:19
2. Doral	10,434 (4.55%)	14.06%	1,467 (3.56%)	2.98	00:01:30
3. Miami Beach	9,627 (4.20%)	14.96%	1,440 (3.50%)	2.83	00:01:20
4. Hollywood	8,057 (3.51%)	16.30%	1,313 (3.19%)	3.15	00:01:43
5. Pembroke Pines	7,582 (3.31%)	14.11%	1,070 (2.60%)	2.97	00:01:26
6. Fort Lauderdale	7,476 (3.26%)	18.20%	1,361 (3.31%)	3.05	00:01:36
7. Hialeah	6,679 (2.91%)	16.14%	1,078 (2.62%)	3.05	00:01:36
8. Miramar	5,595 (2.44%)	17.48%	978 (2.38%)	2.98	00:01:26
9. Weston	5,537 (2.41%)	13.36%	740 (1.80%)	3.11	00:01:30
10. Miami Gardens	5,434 (2.37%)	13.75%	747 (1.81%)	2.80	00:01:25



Site Content: Top 10 Pages

Page ?	Pageviews ? ↓	Unique Pageviews ?	Avg. Time on Page ?
	923,207 % of Total: 100.00% (923,207)	389,805 % of Total: 100.00% (389,805)	00:00:44 Avg for View: 00:00:44 (0.00%)
1. /home page	608,160 (65.87%)	259,096 (66.47%)	00:00:44
2. /mls/	63,523 (6.88%)	27,091 (6.95%)	00:00:37
3. /events/month/	19,826 (2.15%)	6,101 (1.57%)	00:01:05
4. /education/	9,249 (1.00%)	3,182 (0.82%)	00:00:27
5. /services/products-and-services/matrix/	8,241 (0.89%)	3,700 (0.95%)	00:00:34
6. /event/2023-inaugural-award-celebration/	7,953 (0.86%)	3,554 (0.91%)	00:00:31
7. /membership/new-member-orientation/	4,427 (0.48%)	1,376 (0.35%)	00:01:08
8. /membership/dues/	3,889 (0.42%)	1,651 (0.42%)	00:01:12
9. /membership/	3,536 (0.38%)	1,445 (0.37%)	00:00:31
10. /home/jths/	3,040 (0.33%)	1,235 (0.32%)	00:00:55