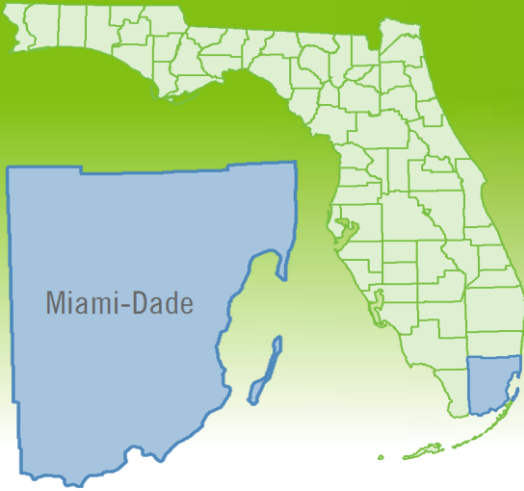


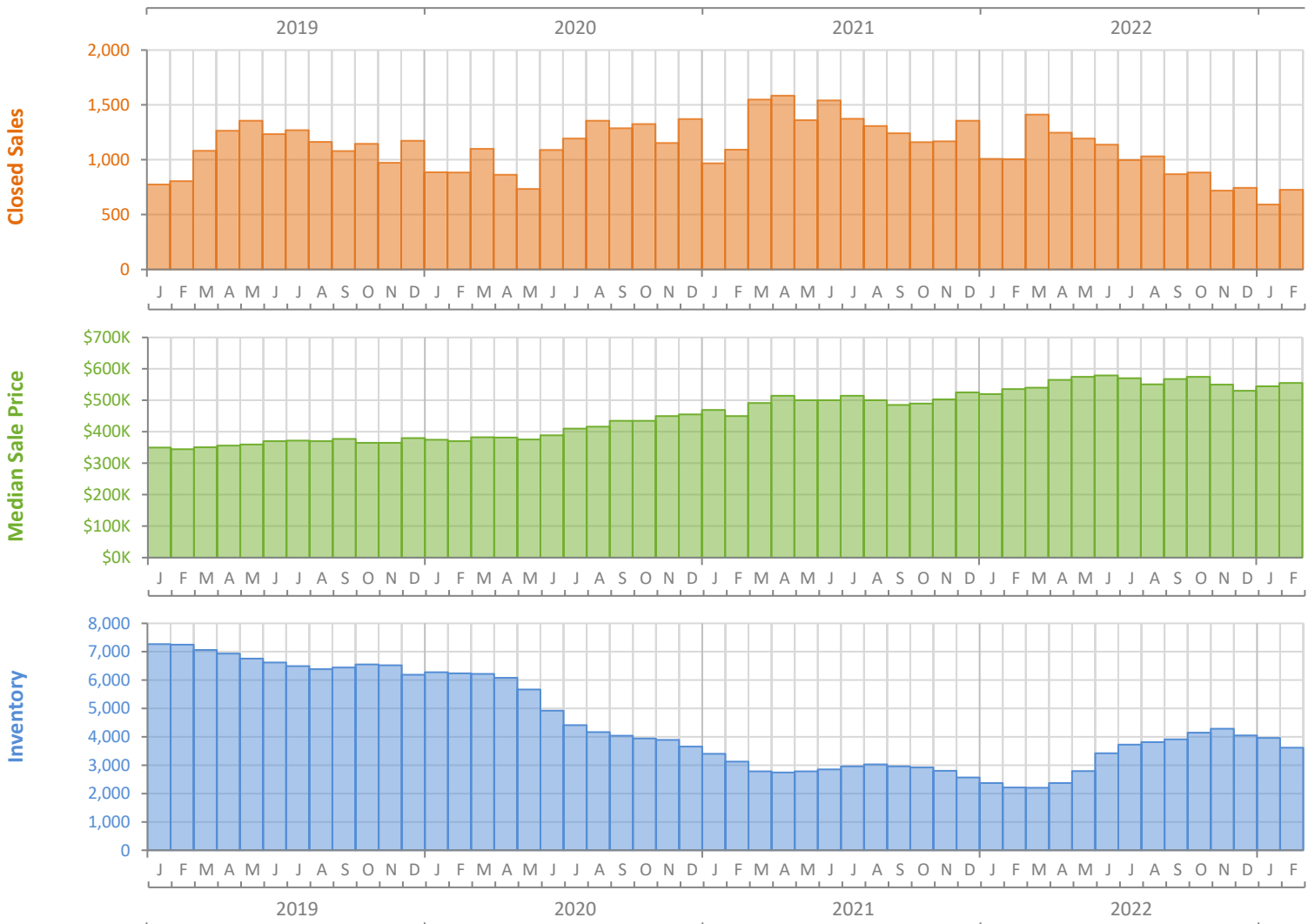
Monthly Market Summary - February 2023

Single-Family Homes

Miami-Dade County



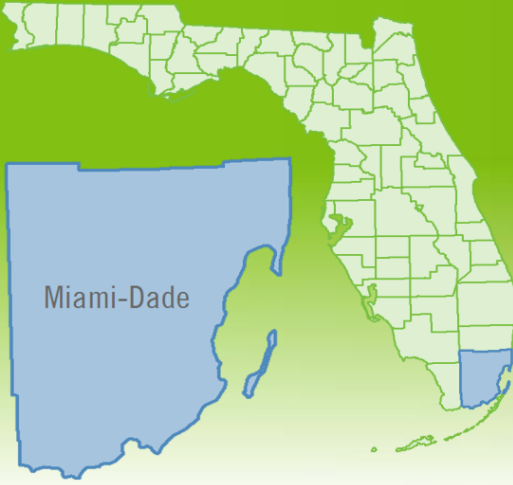
	February 2023	February 2022	Percent Change Year-over-Year
Closed Sales	727	1,007	-27.8%
Paid in Cash	189	277	-31.8%
Median Sale Price	\$555,000	\$536,000	3.5%
Average Sale Price	\$971,358	\$957,658	1.4%
Dollar Volume	\$706.2 Million	\$964.4 Million	-26.8%
Med. Pct. of Orig. List Price Received	95.1%	98.7%	-3.6%
Median Time to Contract	46 Days	25 Days	84.0%
Median Time to Sale	85 Days	73 Days	16.4%
New Pending Sales	1,213	1,445	-16.1%
New Listings	1,206	1,519	-20.6%
Pending Inventory	1,774	2,579	-31.2%
Inventory (Active Listings)	3,617	2,212	63.5%
Months Supply of Inventory	3.8	1.7	123.5%



Monthly Distressed Market - February 2023

Single-Family Homes

Miami-Dade County



		February 2023	February 2022	Percent Change Year-over-Year
Traditional	Closed Sales	719	985	-27.0%
	Median Sale Price	\$560,000	\$539,999	3.7%
Foreclosure/REO	Closed Sales	6	15	-60.0%
	Median Sale Price	\$453,900	\$470,000	-3.4%
Short Sale	Closed Sales	2	7	-71.4%
	Median Sale Price	\$266,800	\$460,000	-42.0%

