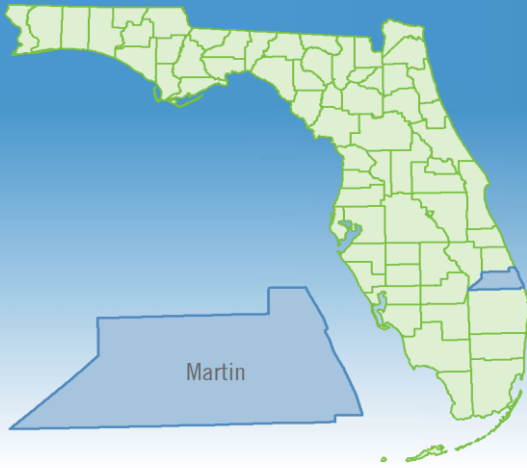


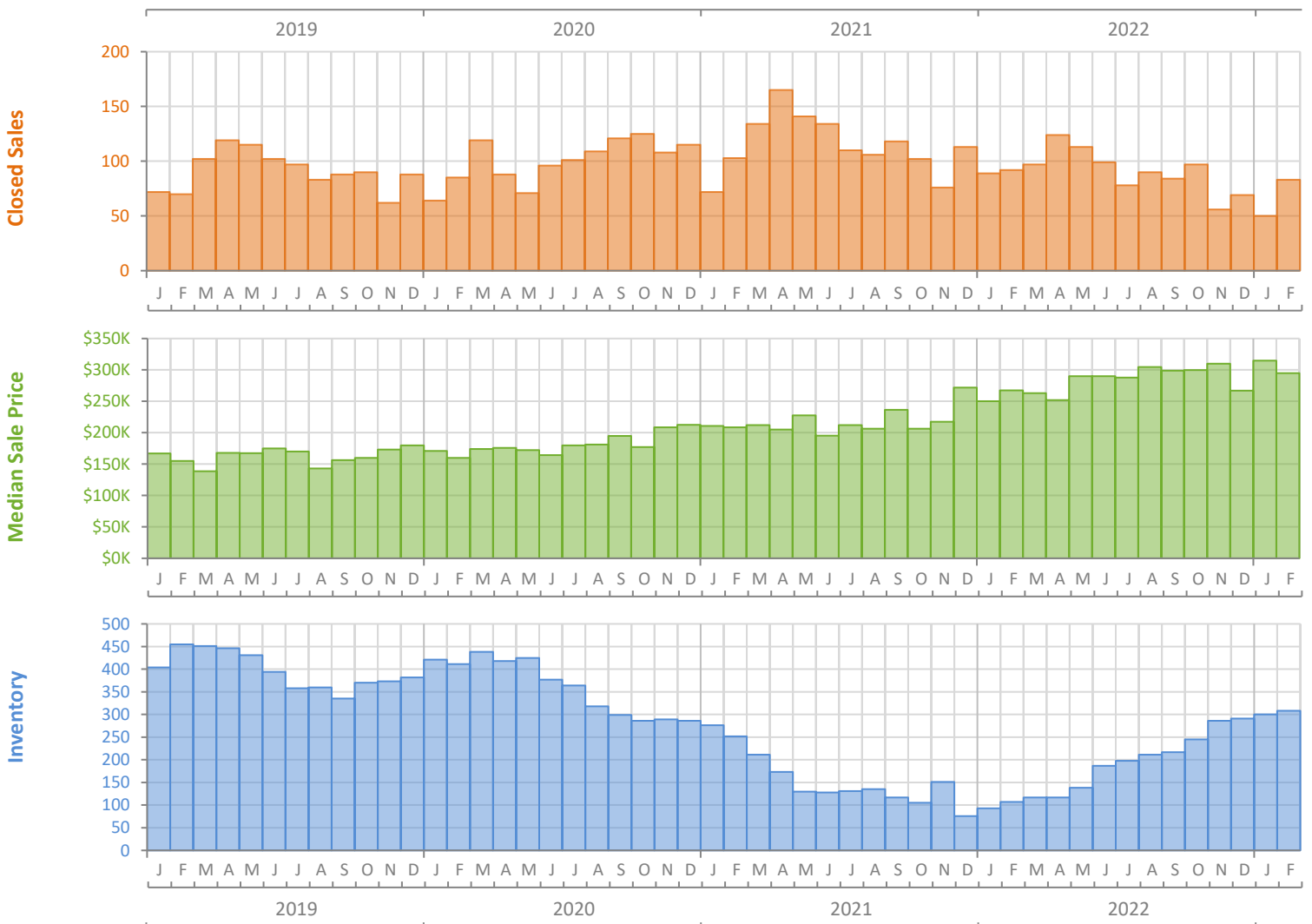
Monthly Market Summary - February 2023

Townhouses and Condos

Martin County



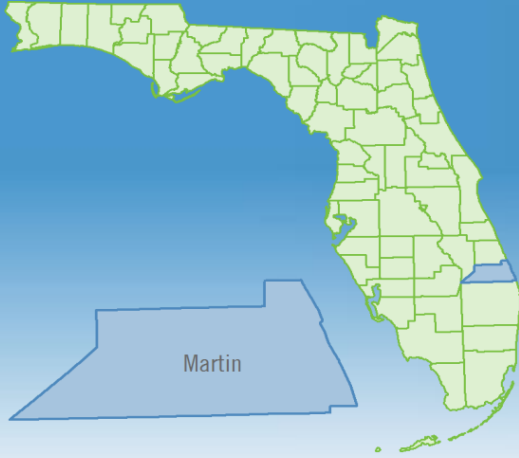
	February 2023	February 2022	Percent Change Year-over-Year
Closed Sales	83	92	-9.8%
Paid in Cash	48	67	-28.4%
Median Sale Price	\$295,000	\$267,500	10.3%
Average Sale Price	\$330,453	\$349,804	-5.5%
Dollar Volume	\$27.4 Million	\$32.2 Million	-14.8%
Med. Pct. of Orig. List Price Received	93.8%	100.0%	-6.2%
Median Time to Contract	40 Days	8 Days	400.0%
Median Time to Sale	71 Days	43 Days	65.1%
New Pending Sales	103	111	-7.2%
New Listings	132	130	1.5%
Pending Inventory	167	172	-2.9%
Inventory (Active Listings)	308	107	187.9%
Months Supply of Inventory	3.6	0.9	300.0%



Monthly Distressed Market - February 2023

Townhouses and Condos

Martin County



		February 2023	February 2022	Percent Change Year-over-Year
Traditional	Closed Sales	83	92	-9.8%
	Median Sale Price	\$295,000	\$267,500	10.3%
Foreclosure/REO	Closed Sales	0	0	N/A
	Median Sale Price	(No Sales)	(No Sales)	N/A
Short Sale	Closed Sales	0	0	N/A
	Median Sale Price	(No Sales)	(No Sales)	N/A

