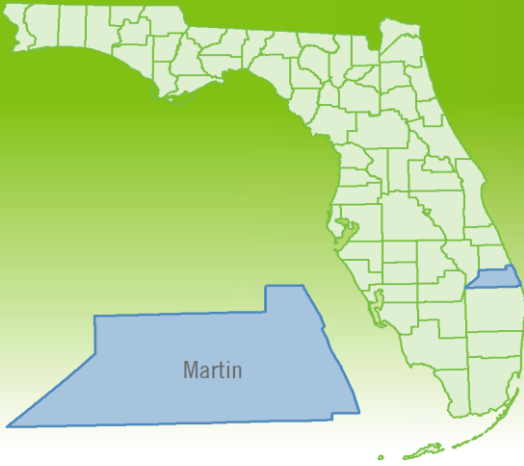


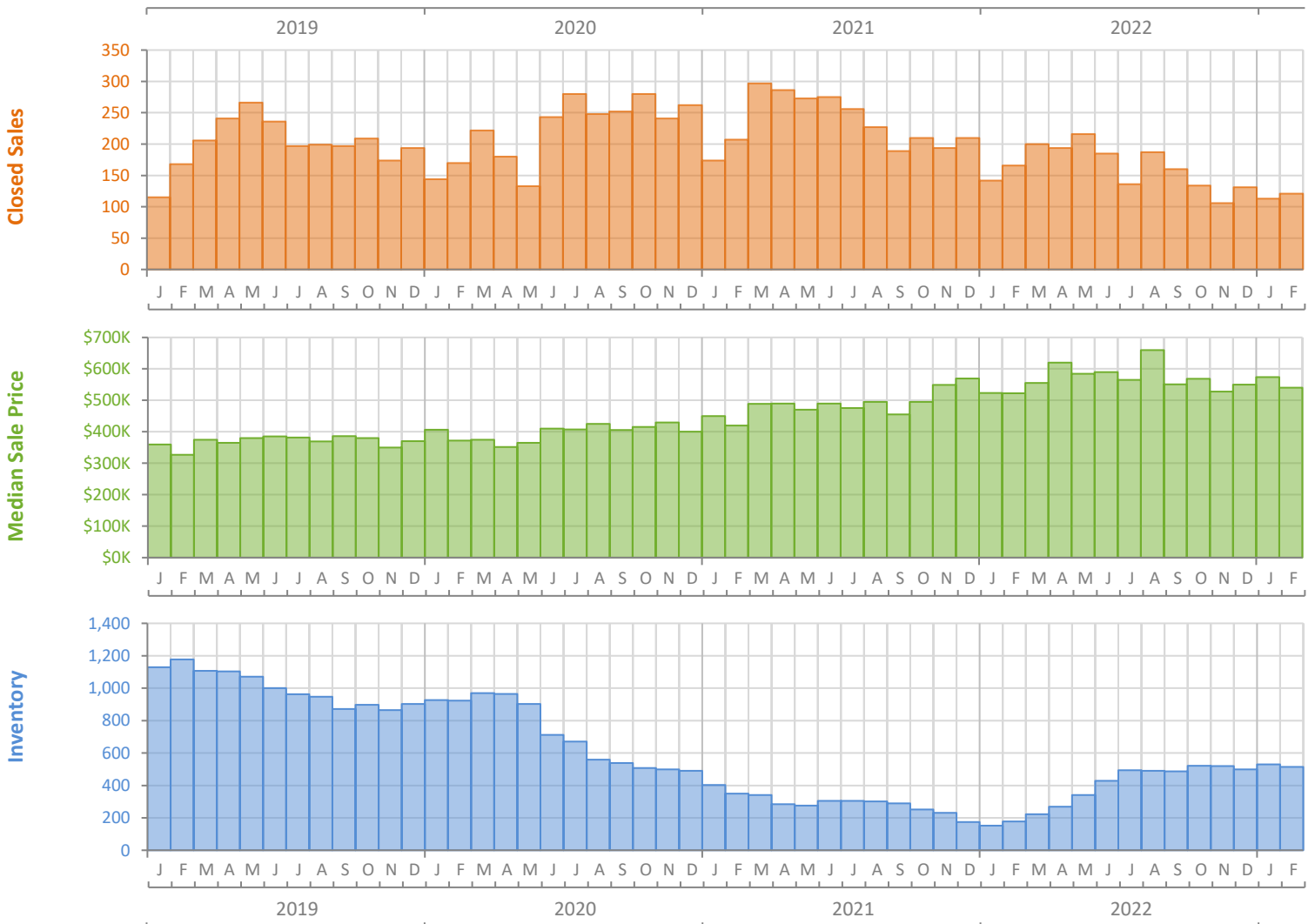
Monthly Market Summary - February 2023

Single-Family Homes

Martin County



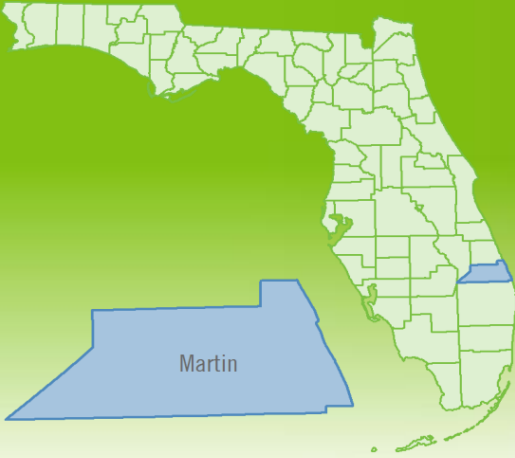
	February 2023	February 2022	Percent Change Year-over-Year
Closed Sales	121	166	-27.1%
Paid in Cash	74	57	29.8%
Median Sale Price	\$540,000	\$522,500	3.3%
Average Sale Price	\$908,487	\$1,012,925	-10.3%
Dollar Volume	\$109.9 Million	\$168.1 Million	-34.6%
Med. Pct. of Orig. List Price Received	93.4%	100.0%	-6.6%
Median Time to Contract	41 Days	11 Days	272.7%
Median Time to Sale	79 Days	51 Days	54.9%
New Pending Sales	203	196	3.6%
New Listings	216	228	-5.3%
Pending Inventory	296	297	-0.3%
Inventory (Active Listings)	515	178	189.3%
Months Supply of Inventory	3.3	0.8	312.5%



Monthly Distressed Market - February 2023

Single-Family Homes

Martin County



		February 2023	February 2022	Percent Change Year-over-Year
Traditional	Closed Sales	120	165	-27.3%
	Median Sale Price	\$542,500	\$525,000	3.3%
Foreclosure/REO	Closed Sales	0	1	-100.0%
	Median Sale Price	(No Sales)	\$345,000	N/A
Short Sale	Closed Sales	1	0	N/A
	Median Sale Price	\$375,000	(No Sales)	N/A

