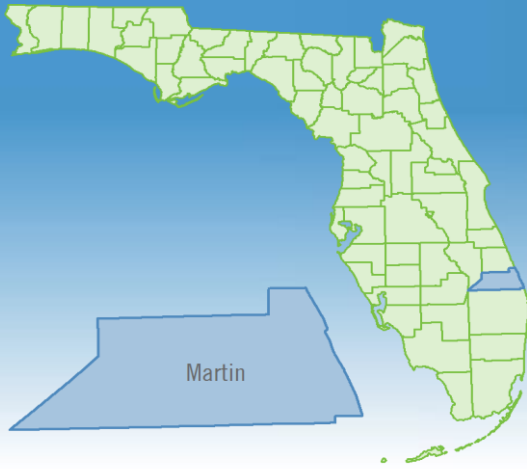


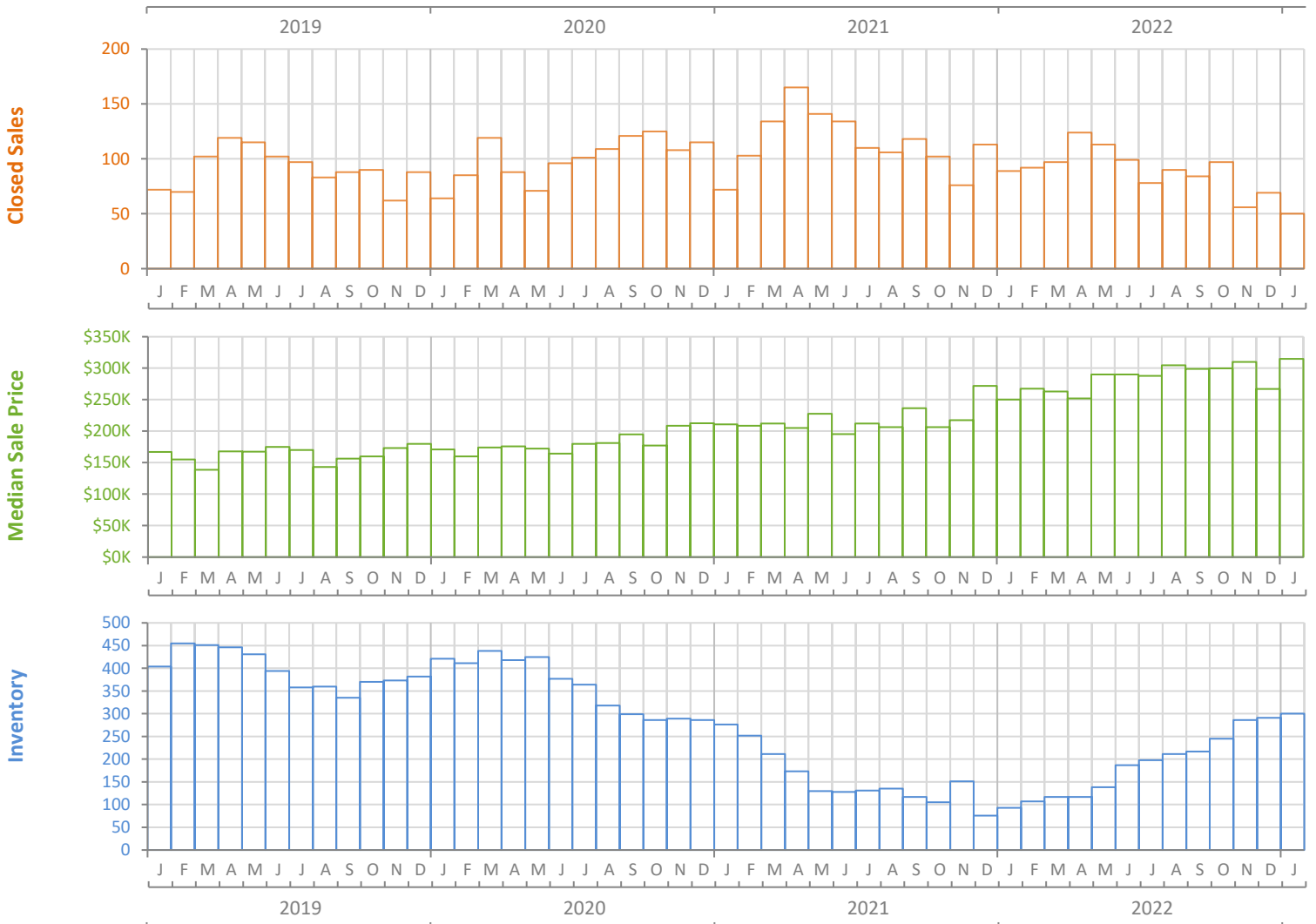
Monthly Market Summary - January 2023

Townhouses and Condos

Martin County



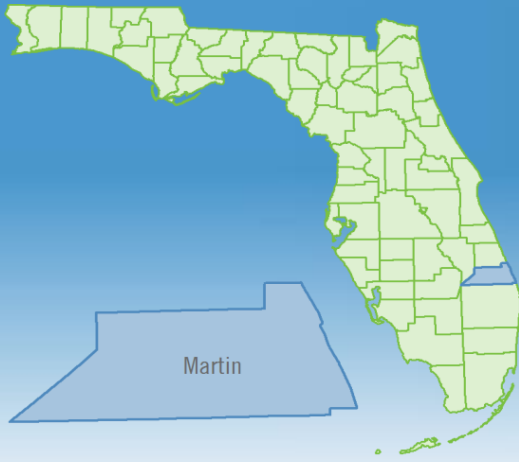
	January 2023	January 2022	Percent Change Year-over-Year
Closed Sales	50	89	-43.8%
Paid in Cash	30	58	-48.3%
Median Sale Price	\$315,000	\$250,000	26.0%
Average Sale Price	\$395,032	\$365,047	8.2%
Dollar Volume	\$19.8 Million	\$32.5 Million	-39.2%
Med. Pct. of Orig. List Price Received	93.8%	100.0%	-6.2%
Median Time to Contract	53 Days	10 Days	430.0%
Median Time to Sale	86 Days	49 Days	75.5%
New Pending Sales	115	107	7.5%
New Listings	143	125	14.4%
Pending Inventory	152	157	-3.2%
Inventory (Active Listings)	300	93	222.6%
Months Supply of Inventory	3.4	0.8	325.0%



Monthly Distressed Market - January 2023

Townhouses and Condos

Martin County



		January 2023	January 2022	Percent Change Year-over-Year
Traditional	Closed Sales	50	89	-43.8%
	Median Sale Price	\$315,000	\$250,000	26.0%
Foreclosure/REO	Closed Sales	0	0	N/A
	Median Sale Price	(No Sales)	(No Sales)	N/A
Short Sale	Closed Sales	0	0	N/A
	Median Sale Price	(No Sales)	(No Sales)	N/A

