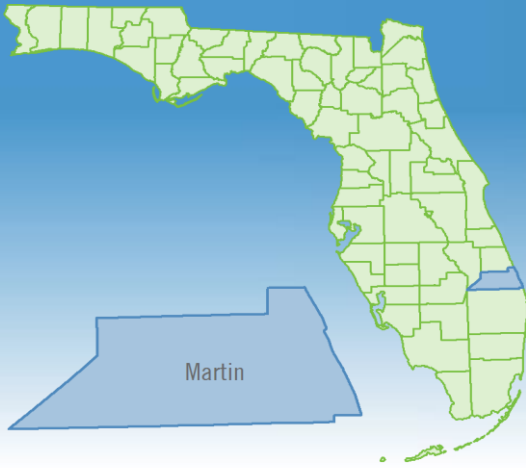


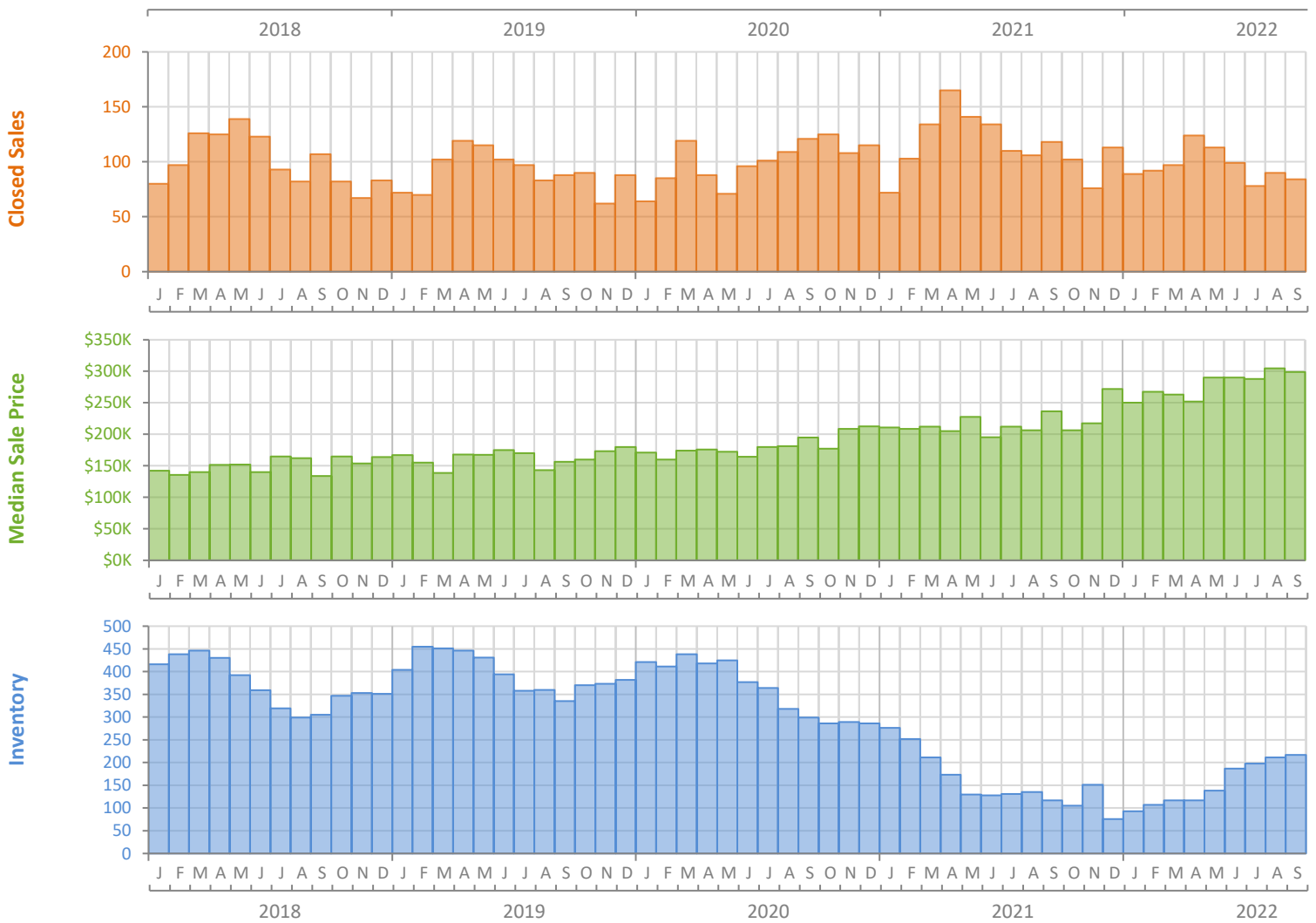
Monthly Market Summary - September 2022

Townhouses and Condos

Martin County



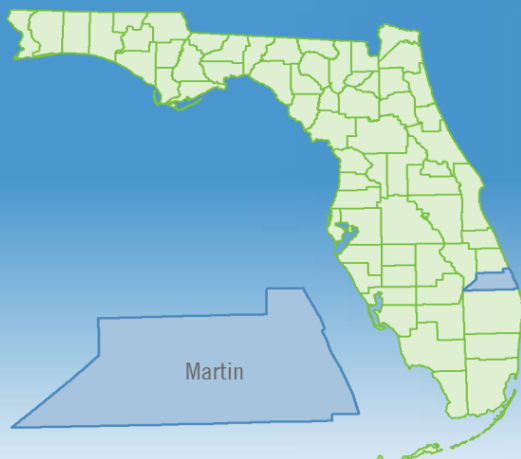
	September 2022	September 2021	Percent Change Year-over-Year
Closed Sales	84	118	-28.8%
Paid in Cash	44	68	-35.3%
Median Sale Price	\$299,000	\$236,450	26.5%
Average Sale Price	\$324,695	\$312,183	4.0%
Dollar Volume	\$27.3 Million	\$36.8 Million	-26.0%
Med. Pct. of Orig. List Price Received	97.1%	100.0%	-2.9%
Median Time to Contract	15 Days	10 Days	50.0%
Median Time to Sale	56 Days	50 Days	12.0%
New Pending Sales	77	112	-31.3%
New Listings	97	96	1.0%
Pending Inventory	154	179	-14.0%
Inventory (Active Listings)	217	117	85.5%
Months Supply of Inventory	2.3	1.0	130.0%



Monthly Distressed Market - September 2022

Townhouses and Condos

Martin County



		September 2022	September 2021	Percent Change Year-over-Year
Traditional	Closed Sales	84	118	-28.8%
	Median Sale Price	\$299,000	\$236,450	26.5%
Foreclosure/REO	Closed Sales	0	0	N/A
	Median Sale Price	(No Sales)	(No Sales)	N/A
Short Sale	Closed Sales	0	0	N/A
	Median Sale Price	(No Sales)	(No Sales)	N/A

