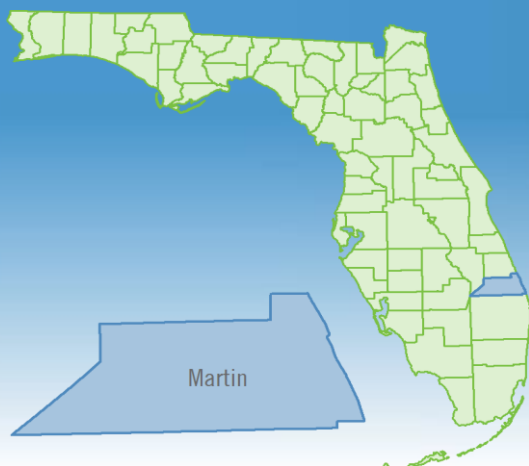


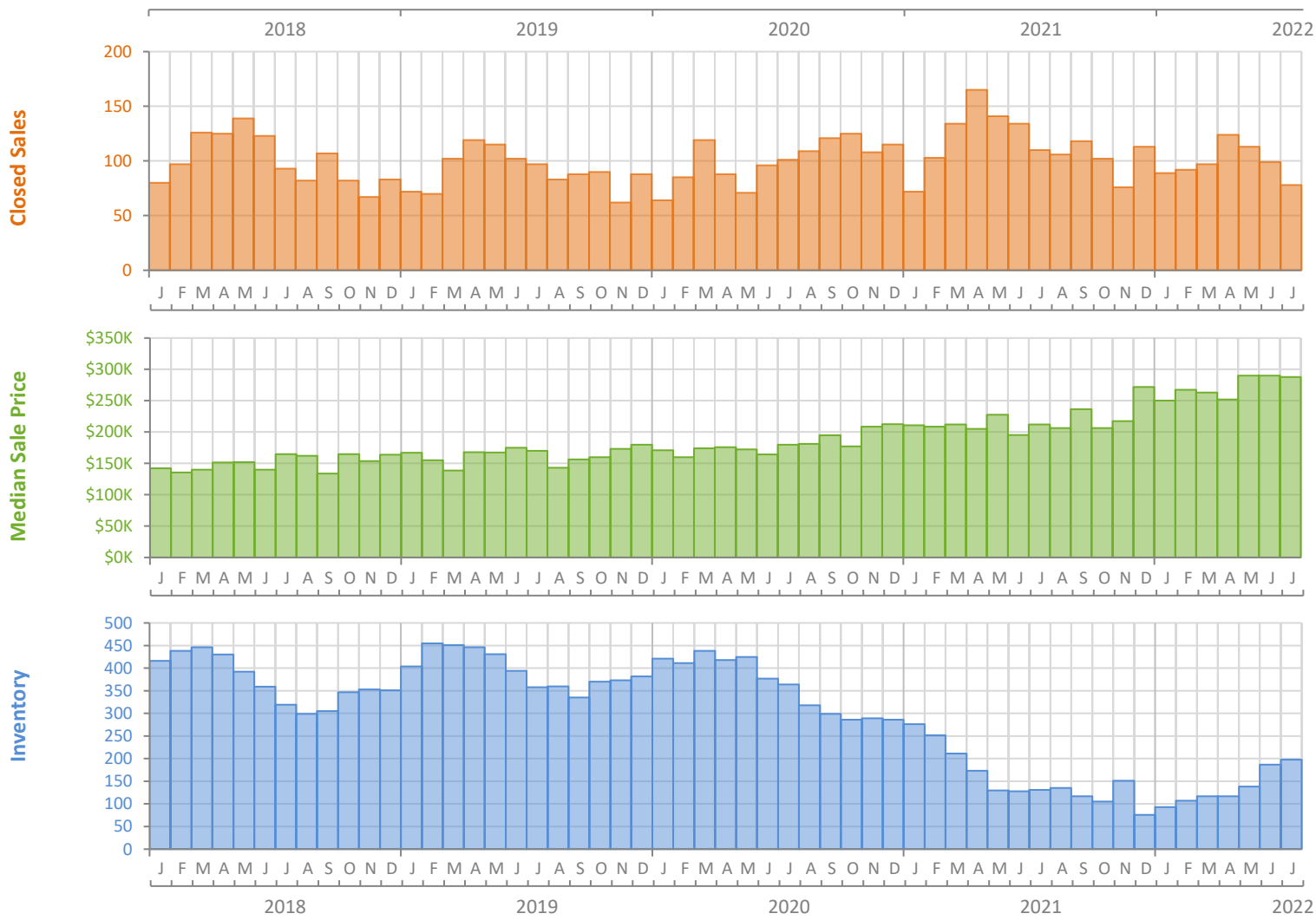
Monthly Market Summary - July 2022

Townhouses and Condos

Martin County



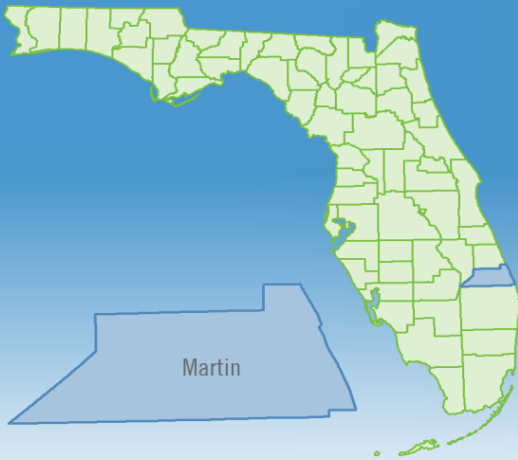
	July 2022	July 2021	Percent Change Year-over-Year
Closed Sales	78	110	-29.1%
Paid in Cash	52	52	0.0%
Median Sale Price	\$288,000	\$212,000	35.8%
Average Sale Price	\$299,794	\$267,182	12.2%
Dollar Volume	\$23.4 Million	\$29.4 Million	-20.4%
Med. Pct. of Orig. List Price Received	100.0%	98.0%	2.0%
Median Time to Contract	11 Days	18 Days	-38.9%
Median Time to Sale	54 Days	58 Days	-6.9%
New Pending Sales	93	99	-6.1%
New Listings	117	108	8.3%
Pending Inventory	161	192	-16.1%
Inventory (Active Listings)	198	131	51.1%
Months Supply of Inventory	2.0	1.1	81.8%



Monthly Distressed Market - July 2022

Townhouses and Condos

Martin County



		July 2022	July 2021	Percent Change Year-over-Year
Traditional	Closed Sales	78	110	-29.1%
	Median Sale Price	\$288,000	\$212,000	35.8%
Foreclosure/REO	Closed Sales	0	0	N/A
	Median Sale Price	(No Sales)	(No Sales)	N/A
Short Sale	Closed Sales	0	0	N/A
	Median Sale Price	(No Sales)	(No Sales)	N/A

