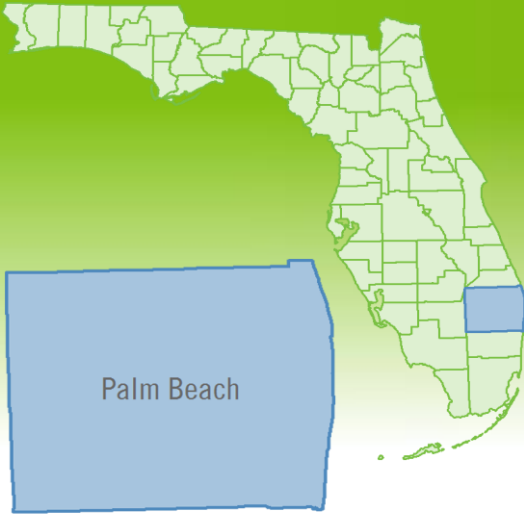


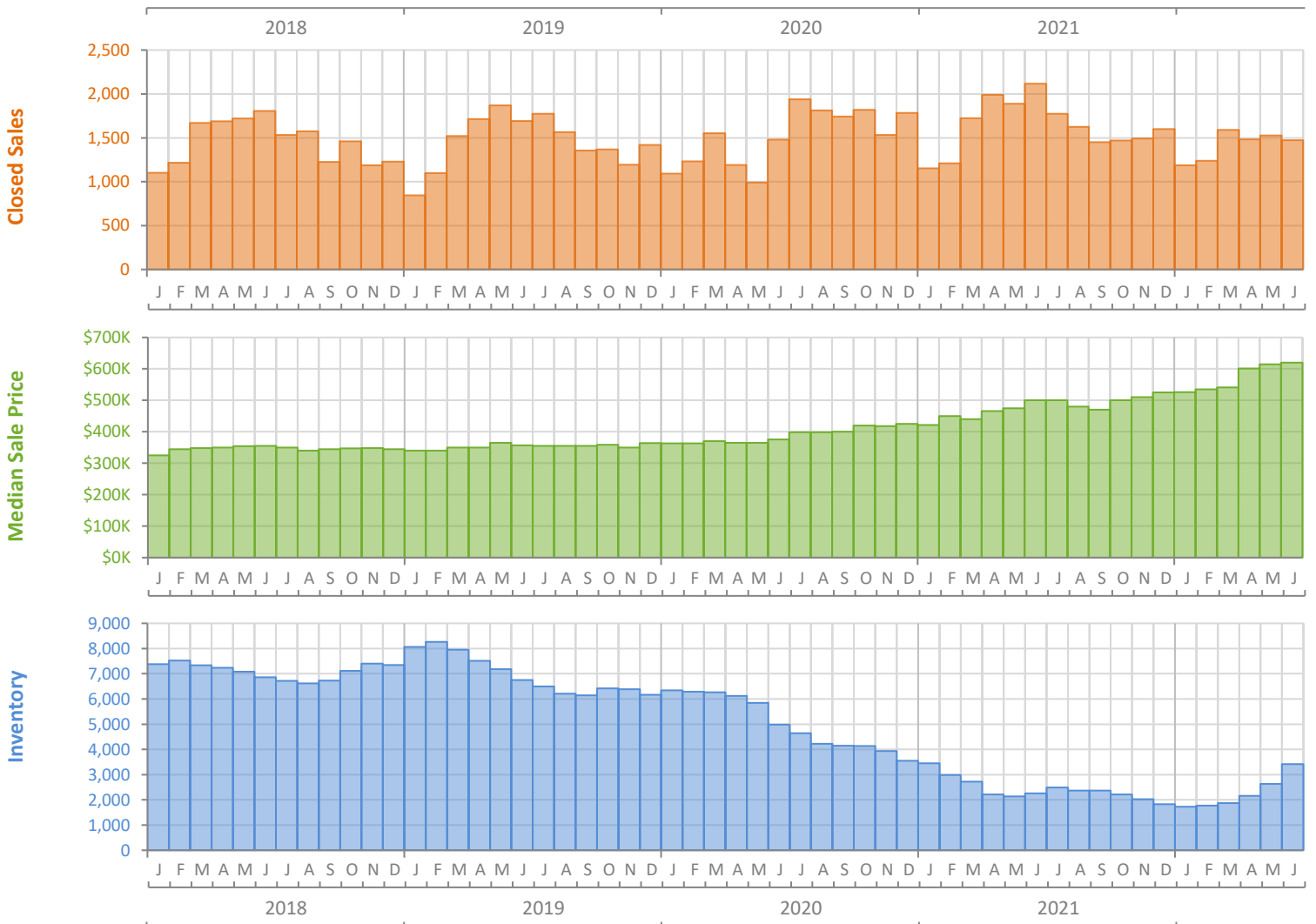
Monthly Market Summary - June 2022

Single-Family Homes

Palm Beach County



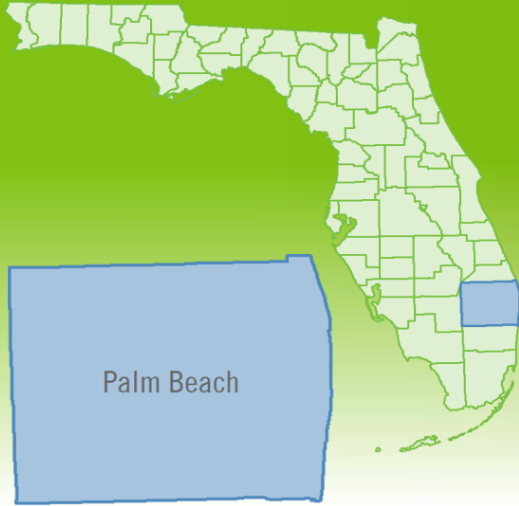
	June 2022	June 2021	Percent Change Year-over-Year
Closed Sales	1,472	2,117	-30.5%
Paid in Cash	689	934	-26.2%
Median Sale Price	\$620,000	\$500,000	24.0%
Average Sale Price	\$1,182,748	\$1,031,919	14.6%
Dollar Volume	\$1.7 Billion	\$2.2 Billion	-20.3%
Med. Pct. of Orig. List Price Received	100.0%	100.0%	0.0%
Median Time to Contract	12 Days	11 Days	9.1%
Median Time to Sale	55 Days	61 Days	-9.8%
New Pending Sales	1,251	1,760	-28.9%
New Listings	2,286	2,043	11.9%
Pending Inventory	2,151	3,090	-30.4%
Inventory (Active Listings)	3,421	2,260	51.4%
Months Supply of Inventory	2.3	1.3	76.9%



Monthly Distressed Market - June 2022

Single-Family Homes

Palm Beach County



		June 2022	June 2021	Percent Change Year-over-Year
Traditional	Closed Sales	1,465	2,097	-30.1%
	Median Sale Price	\$620,000	\$500,000	24.0%
Foreclosure/REO	Closed Sales	6	15	-60.0%
	Median Sale Price	\$367,500	\$285,000	28.9%
Short Sale	Closed Sales	1	5	-80.0%
	Median Sale Price	\$989,900	\$247,000	300.8%

