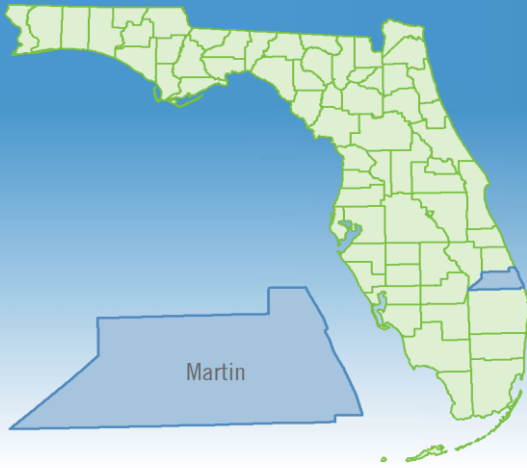


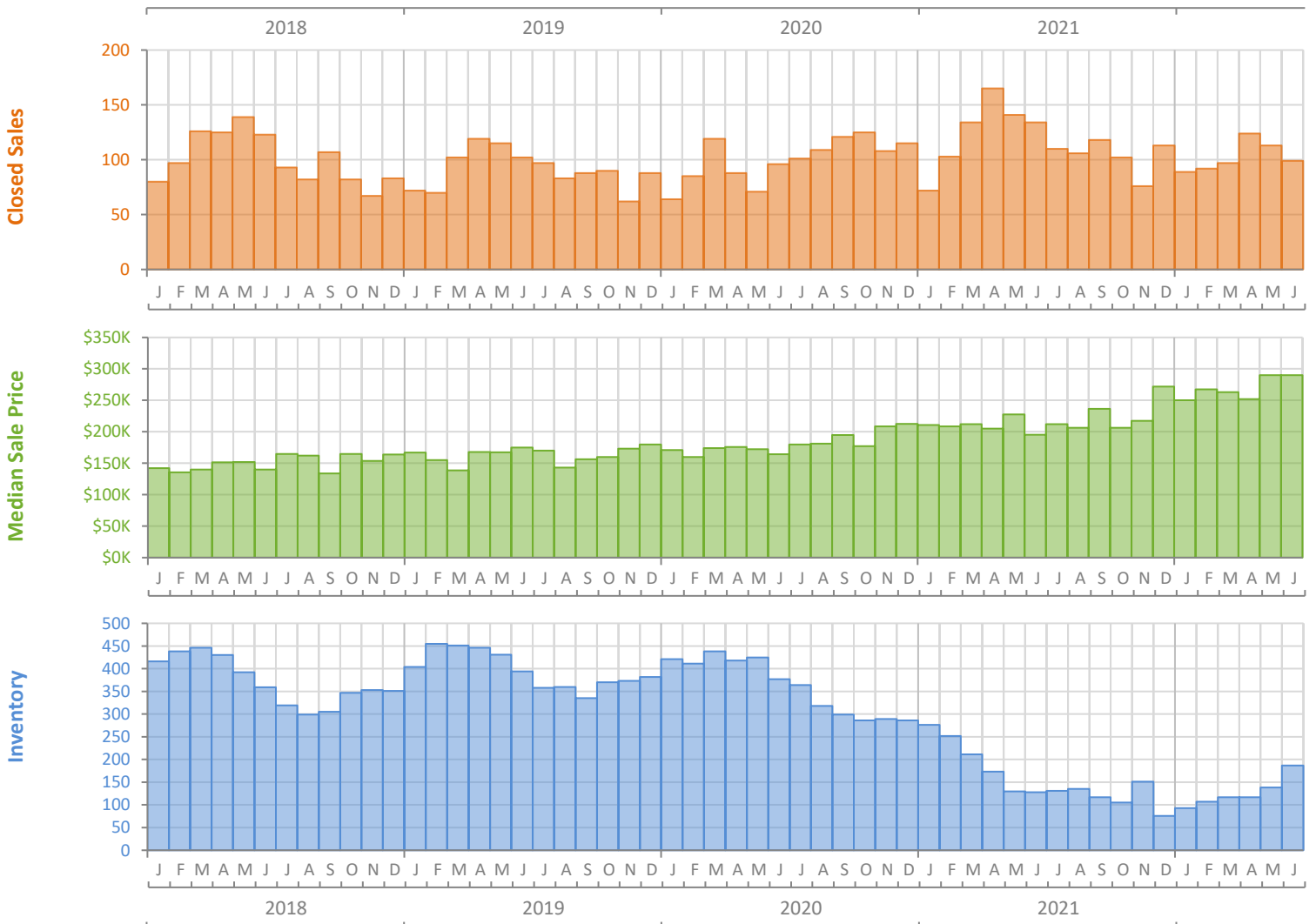
Monthly Market Summary - June 2022

Townhouses and Condos

Martin County



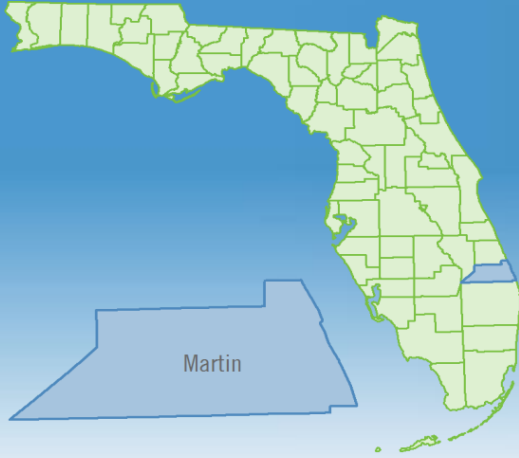
	June 2022	June 2021	Percent Change Year-over-Year
Closed Sales	99	134	-26.1%
Paid in Cash	59	79	-25.3%
Median Sale Price	\$290,000	\$195,450	48.4%
Average Sale Price	\$358,760	\$255,019	40.7%
Dollar Volume	\$35.5 Million	\$34.2 Million	3.9%
Med. Pct. of Orig. List Price Received	100.0%	98.1%	1.9%
Median Time to Contract	11 Days	19 Days	-42.1%
Median Time to Sale	51 Days	61 Days	-16.4%
New Pending Sales	73	113	-35.4%
New Listings	127	120	5.8%
Pending Inventory	153	208	-26.4%
Inventory (Active Listings)	187	128	46.1%
Months Supply of Inventory	1.8	1.1	63.6%



Monthly Distressed Market - June 2022

Townhouses and Condos

Martin County



		June 2022	June 2021	Percent Change Year-over-Year
Traditional	Closed Sales	99	134	-26.1%
	Median Sale Price	\$290,000	\$195,450	48.4%
Foreclosure/REO	Closed Sales	0	0	N/A
	Median Sale Price	(No Sales)	(No Sales)	N/A
Short Sale	Closed Sales	0	0	N/A
	Median Sale Price	(No Sales)	(No Sales)	N/A

