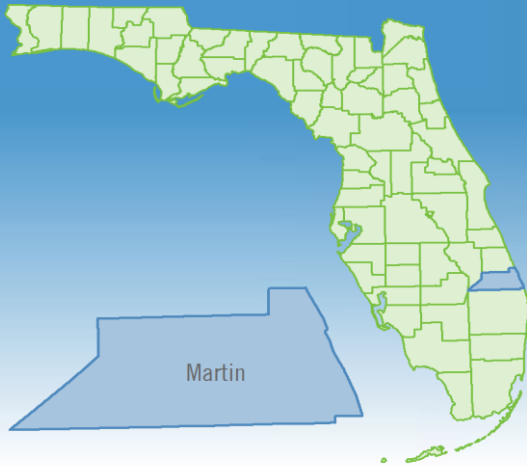


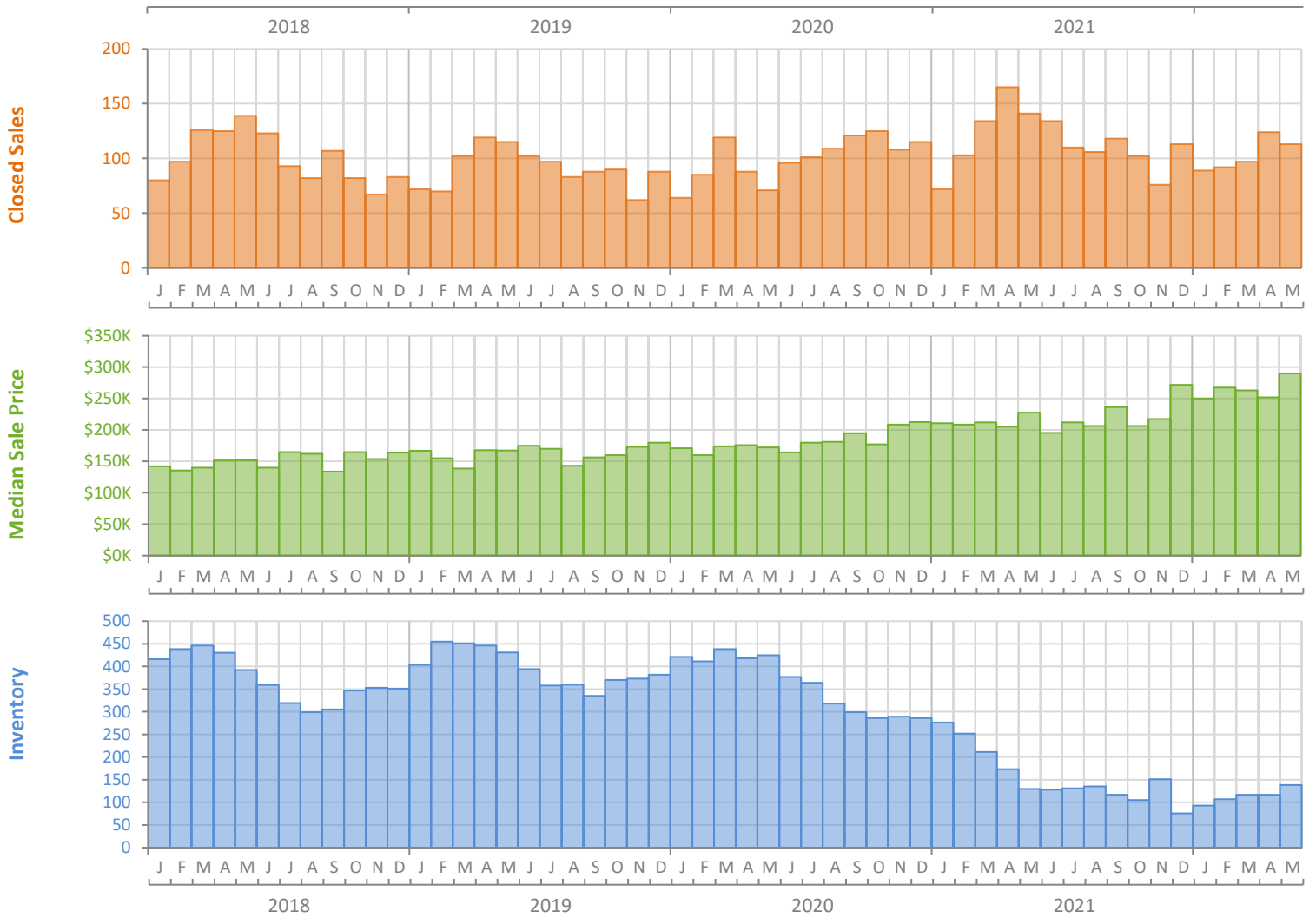
# Monthly Market Summary - May 2022

## Townhouses and Condos

### Martin County



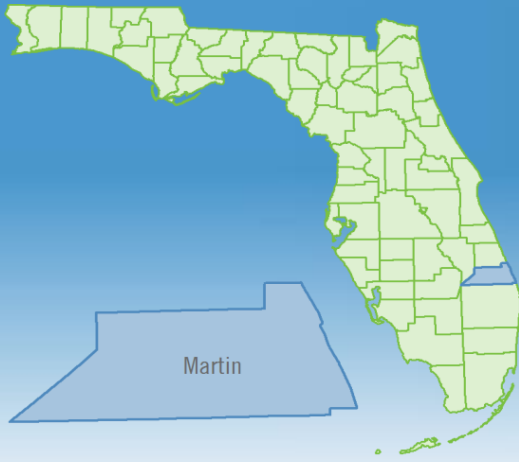
	May 2022	May 2021	Percent Change Year-over-Year
Closed Sales	113	141	-19.9%
Paid in Cash	72	93	-22.6%
Median Sale Price	\$289,900	\$227,500	27.4%
Average Sale Price	\$420,352	\$312,362	34.6%
Dollar Volume	\$47.5 Million	\$44.0 Million	7.8%
Med. Pct. of Orig. List Price Received	100.0%	99.0%	1.0%
Median Time to Contract	9 Days	9 Days	0.0%
Median Time to Sale	46 Days	52 Days	-11.5%
New Pending Sales	105	145	-27.6%
New Listings	129	109	18.3%
Pending Inventory	186	233	-20.2%
Inventory (Active Listings)	138	130	6.2%
Months Supply of Inventory	1.3	1.1	18.2%



# Monthly Distressed Market - May 2022

## Townhouses and Condos

### Martin County



		May 2022	May 2021	Percent Change Year-over-Year
Traditional	Closed Sales	111	139	-20.1%
	Median Sale Price	\$289,900	\$230,000	26.0%
Foreclosure/REO	Closed Sales	2	2	0.0%
	Median Sale Price	\$220,711	\$119,742	84.3%
Short Sale	Closed Sales	0	0	N/A
	Median Sale Price	(No Sales)	(No Sales)	N/A

