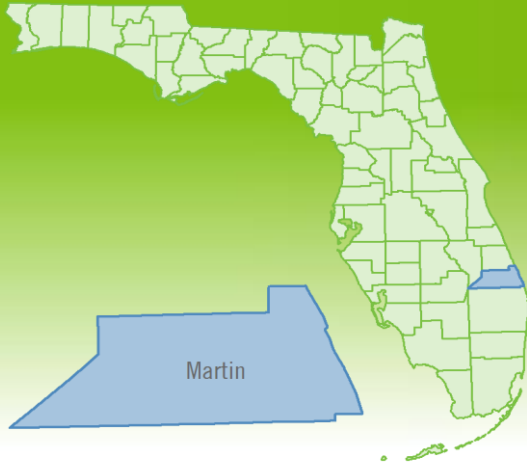


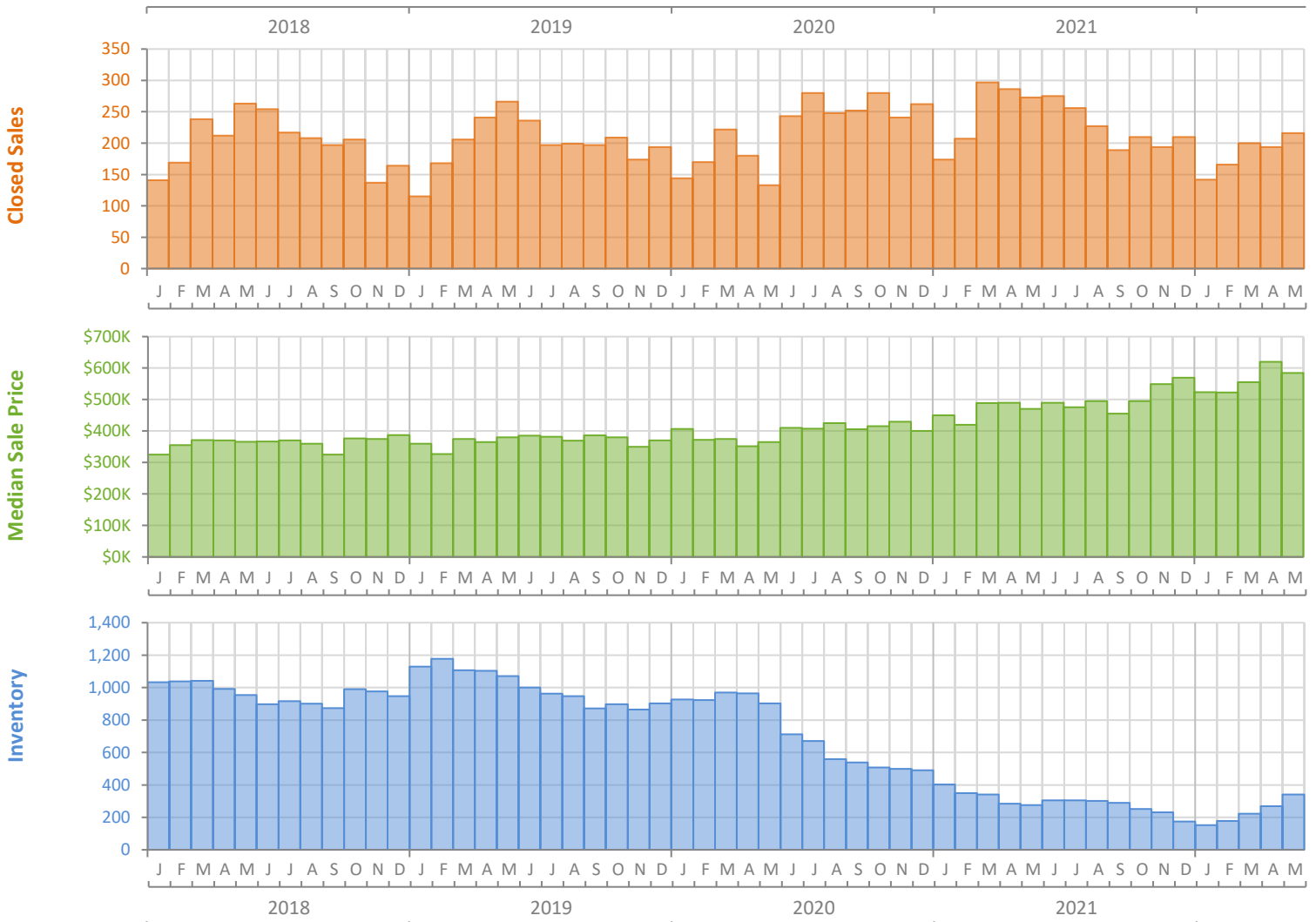
Monthly Market Summary - May 2022

Single-Family Homes

Martin County



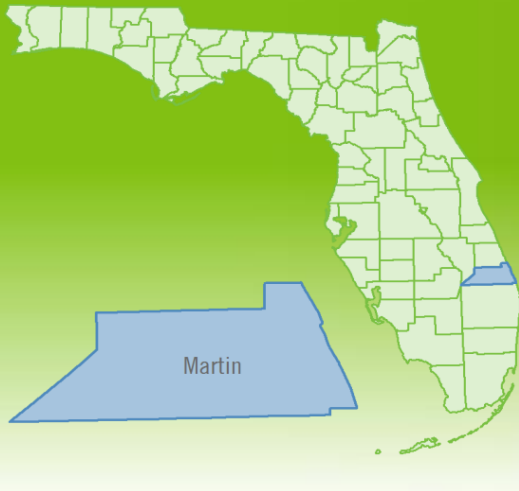
	May 2022	May 2021	Percent Change Year-over-Year
Closed Sales	216	273	-20.9%
Paid in Cash	104	127	-18.1%
Median Sale Price	\$584,498	\$469,900	24.4%
Average Sale Price	\$956,150	\$962,045	-0.6%
Dollar Volume	\$206.5 Million	\$262.6 Million	-21.4%
Med. Pct. of Orig. List Price Received	100.0%	99.3%	0.7%
Median Time to Contract	11 Days	12 Days	-8.3%
Median Time to Sale	51 Days	59 Days	-13.6%
New Pending Sales	195	268	-27.2%
New Listings	281	276	1.8%
Pending Inventory	263	433	-39.3%
Inventory (Active Listings)	341	276	23.6%
Months Supply of Inventory	1.7	1.1	54.5%



Monthly Distressed Market - May 2022

Single-Family Homes

Martin County



		May 2022	May 2021	Percent Change Year-over-Year
Traditional	Closed Sales	215	271	-20.7%
	Median Sale Price	\$585,000	\$475,000	23.2%
Foreclosure/REO	Closed Sales	1	2	-50.0%
	Median Sale Price	\$315,000	\$146,500	115.0%
Short Sale	Closed Sales	0	0	N/A
	Median Sale Price	(No Sales)	(No Sales)	N/A

