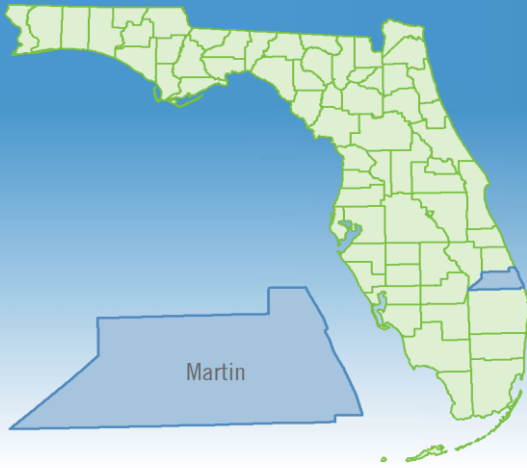


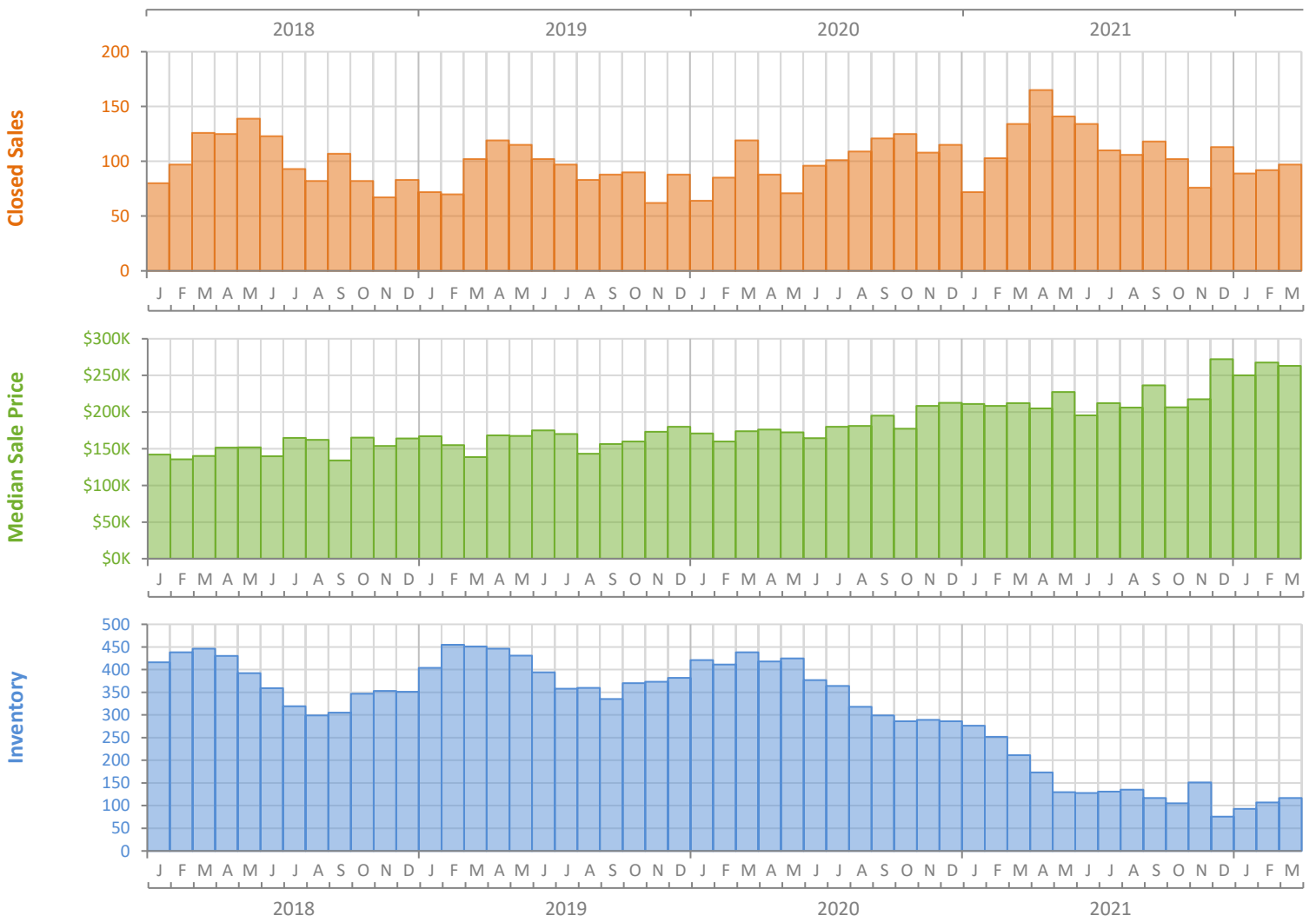
Monthly Market Summary - March 2022

Townhouses and Condos

Martin County



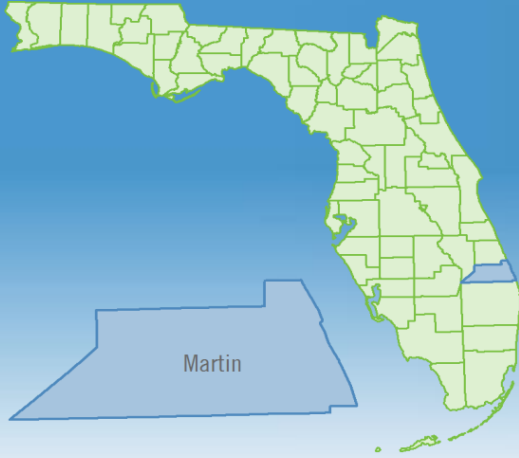
	March 2022	March 2021	Percent Change Year-over-Year
Closed Sales	97	134	-27.6%
Paid in Cash	71	81	-12.3%
Median Sale Price	\$263,000	\$212,250	23.9%
Average Sale Price	\$328,487	\$302,813	8.5%
Dollar Volume	\$31.9 Million	\$40.6 Million	-21.5%
Med. Pct. of Orig. List Price Received	100.0%	94.9%	5.4%
Median Time to Contract	6 Days	32 Days	-81.3%
Median Time to Sale	42 Days	72 Days	-41.7%
New Pending Sales	138	174	-20.7%
New Listings	159	151	5.3%
Pending Inventory	206	306	-32.7%
Inventory (Active Listings)	117	211	-44.5%
Months Supply of Inventory	1.0	2.0	-50.0%



Monthly Distressed Market - March 2022

Townhouses and Condos

Martin County



		March 2022	March 2021	Percent Change Year-over-Year
Traditional	Closed Sales	97	134	-27.6%
	Median Sale Price	\$263,000	\$212,250	23.9%
Foreclosure/REO	Closed Sales	0	0	N/A
	Median Sale Price	(No Sales)	(No Sales)	N/A
Short Sale	Closed Sales	0	0	N/A
	Median Sale Price	(No Sales)	(No Sales)	N/A

