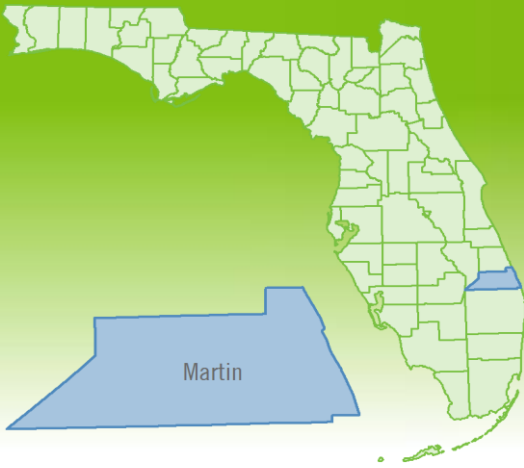


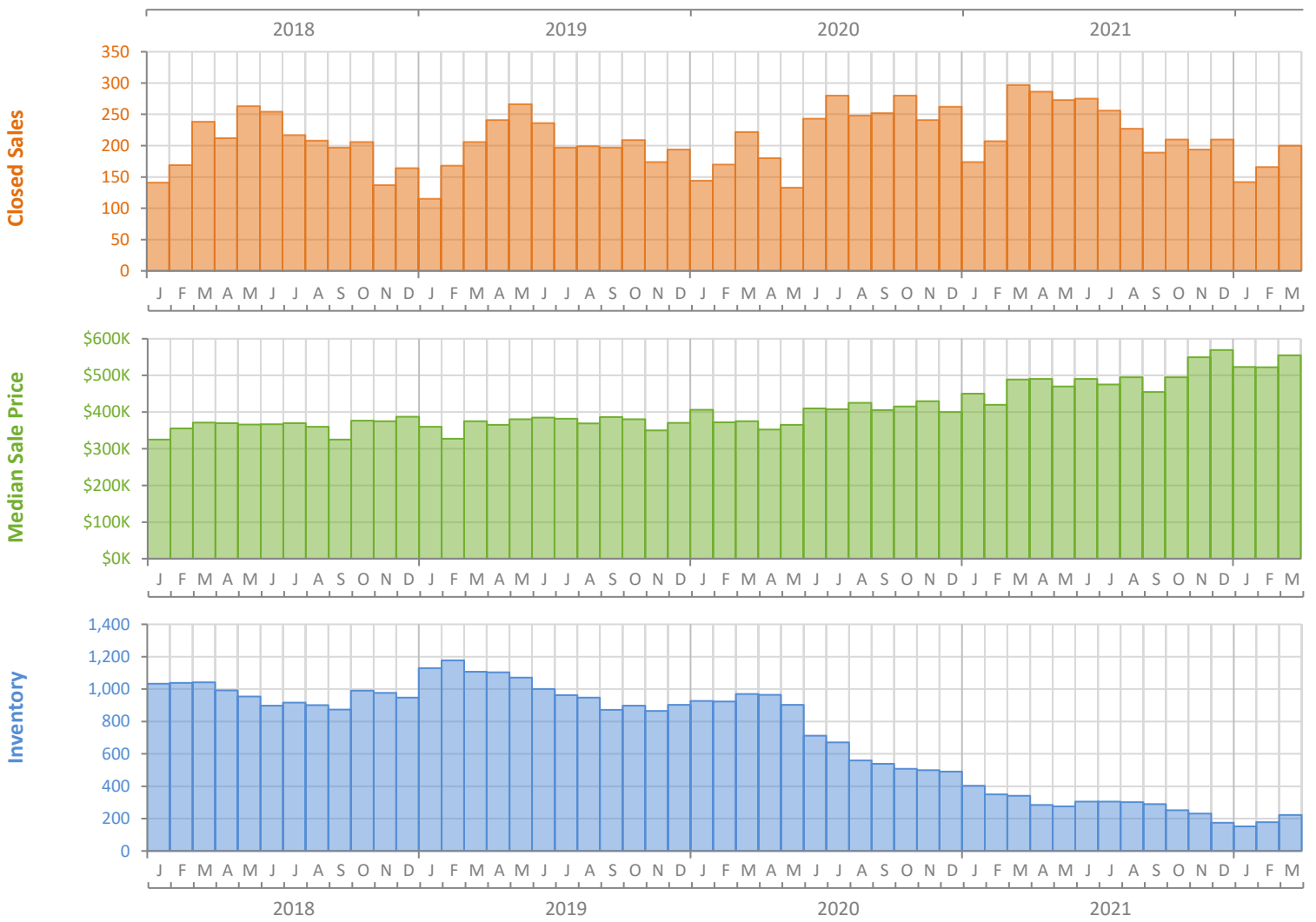
# Monthly Market Summary - March 2022

## Single-Family Homes

### Martin County



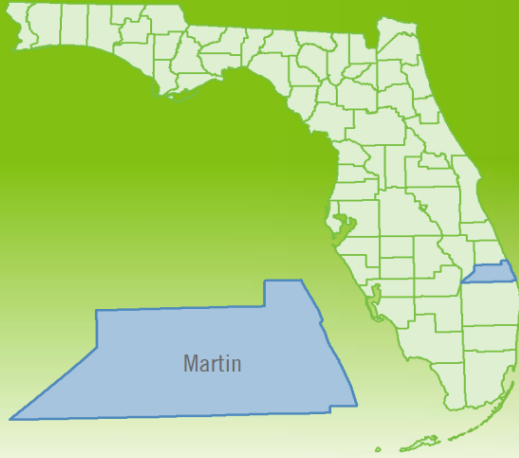
	March 2022	March 2021	Percent Change Year-over-Year
Closed Sales	200	297	-32.7%
Paid in Cash	105	144	-27.1%
Median Sale Price	\$555,000	\$489,000	13.5%
Average Sale Price	\$764,243	\$843,207	-9.4%
Dollar Volume	\$152.8 Million	\$250.4 Million	-39.0%
Med. Pct. of Orig. List Price Received	100.0%	97.7%	2.4%
Median Time to Contract	9 Days	21 Days	-57.1%
Median Time to Sale	49 Days	64 Days	-23.4%
New Pending Sales	202	279	-27.6%
New Listings	262	308	-14.9%
Pending Inventory	290	572	-49.3%
Inventory (Active Listings)	223	340	-34.4%
Months Supply of Inventory	1.0	1.5	-33.3%



# Monthly Distressed Market - March 2022

## Single-Family Homes

### Martin County



		March 2022	March 2021	Percent Change Year-over-Year
Traditional	Closed Sales	198	295	-32.9%
	Median Sale Price	\$569,000	\$490,000	16.1%
Foreclosure/REO	Closed Sales	2	2	0.0%
	Median Sale Price	\$344,546	\$259,555	32.7%
Short Sale	Closed Sales	0	0	N/A
	Median Sale Price	(No Sales)	(No Sales)	N/A

