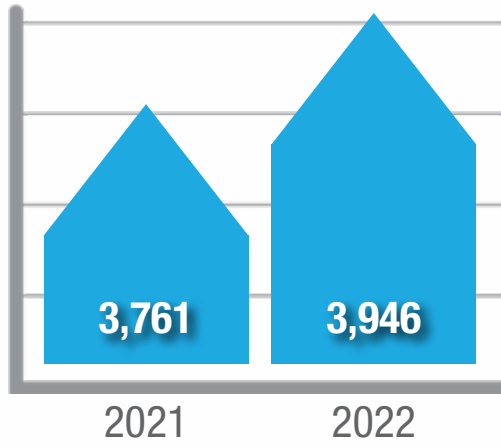


Miami-Dade Total Home Sales

**INCREASED 4.9%**

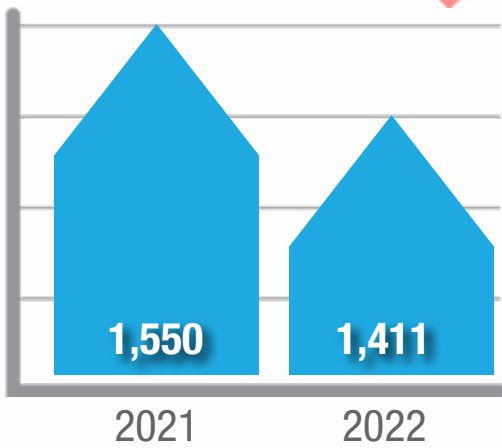
Percentage change based on year-over-year comparison.



**Single Family**

Home Sales

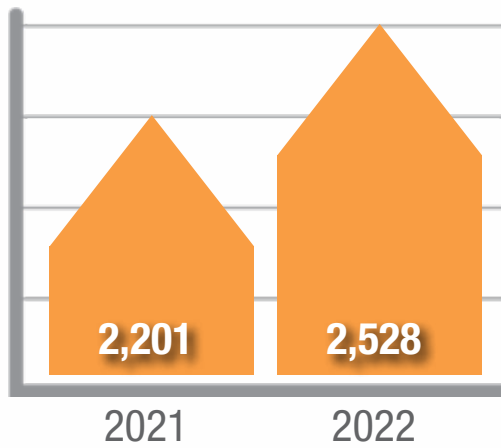
**DECREASED -9.0%**



**Condos/Townhomes**

Transactions

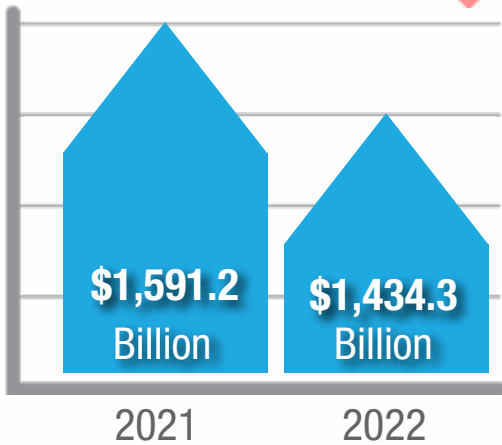
**INCREASED 14.9%**



**Single Family**

Dollar Volume

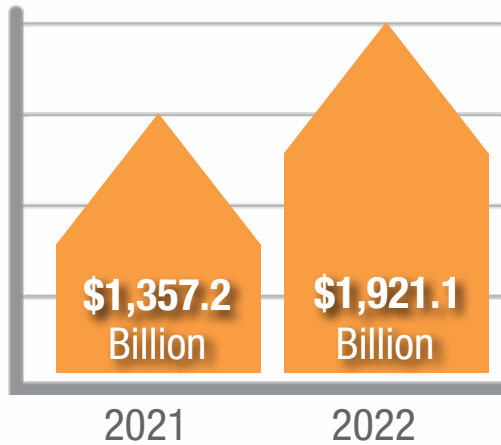
**DECREASED -9.9%**



**Condos/Townhomes**

Dollar Volume

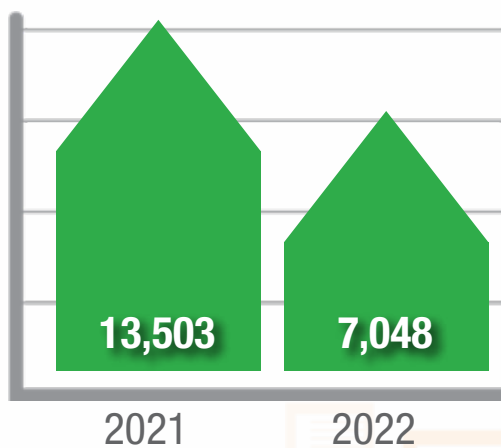
**INCREASED 41.5%**



Total Active Listings

**DECREASED -47.8%**

Percentage change based on year-over-year comparison.



**Single Family**

**1.7 MONTHS**

Seller's Market

**Condos/Townhomes**

**2.3 MONTHS**

Seller's Market

**Single Family** Home

**INCREASED 9.9%**

\$540,000

**Condos/Townhomes**

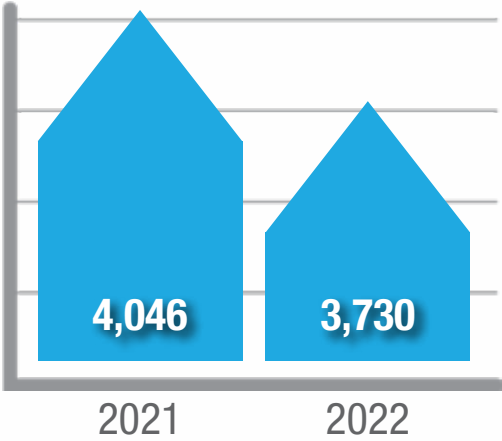
**INCREASED 31.1%**

\$400,000



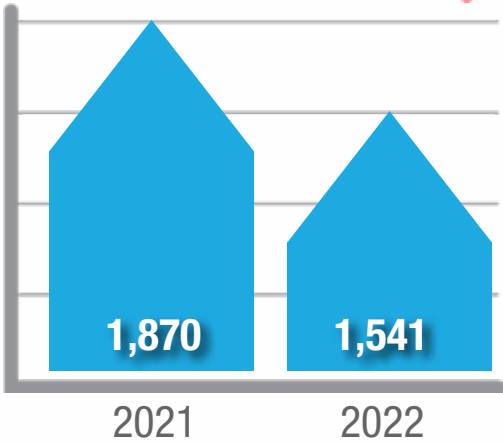
Broward | Existing Home Sales | March 2022

Broward Total Home Sales  
**DECREASED -7.8%**  
Percentage change based on year-over-year comparison.



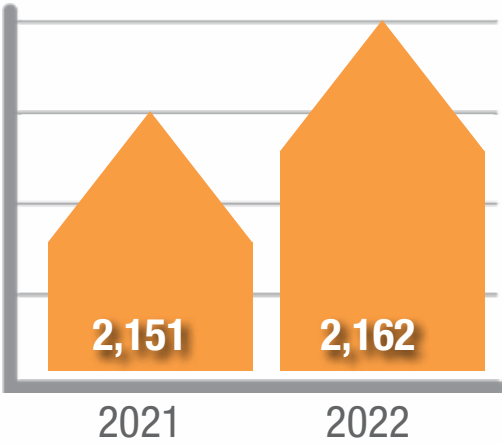
Single Family Home Sales

**DECREASED -17.6%**



Condos/Townhomes Transactions

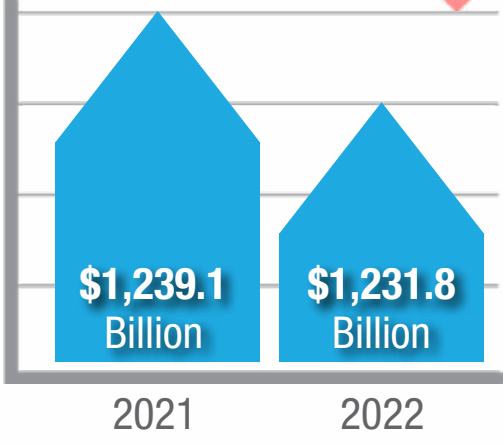
**INCREASED 0.5%**



Broward | Dollar Volume | March 2022

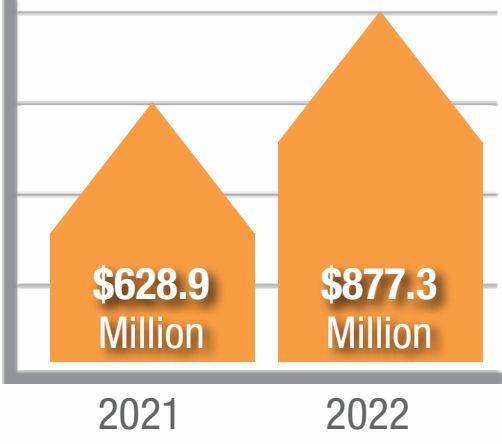
Single Family Dollar Volume

**DECREASED -0.6%**



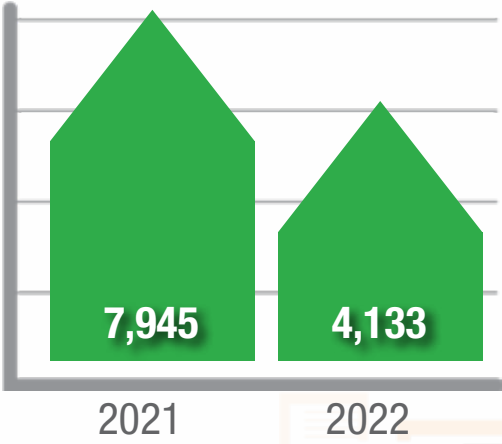
Condos/Townhomes Dollar Volume

**INCREASED 39.5%**



Broward | Inventory | March 2022

Total Active Listings  
**DECREASED -48.0%**  
Percentage change based on year-over-year comparison.



Single Family

**1.1 MONTHS**

Seller's Market

Condos/Townhomes

**1.4 MONTHS**

Seller's Market

Broward | Median Sale Prices | March 2022

Single Family Home  
**INCREASED 22.5%**  
\$545,000

Condos/Townhomes  
**INCREASED 13.6%**  
\$238,500

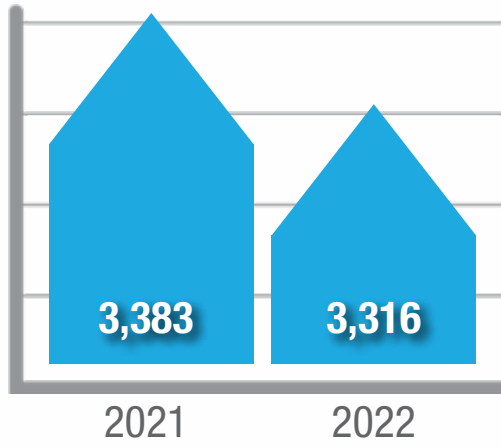




Palm Beach Total Home Sales

**DECREASED -2.0%**

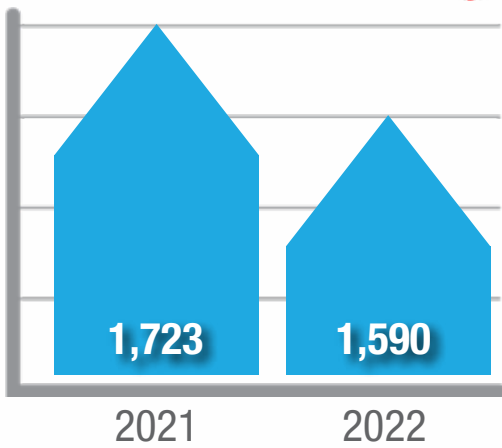
Percentage change based on year-over-year comparison.



**Single Family**

Home Sales

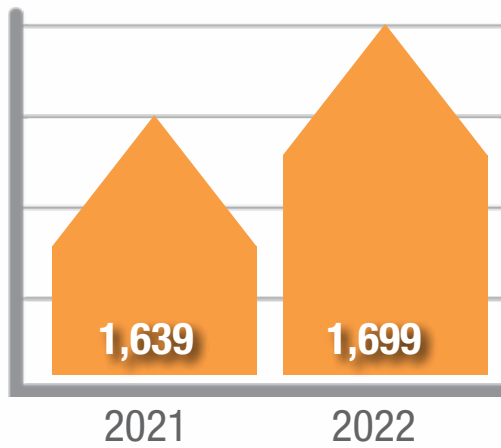
**DECREASED -7.7%**



**Condos/Townhomes**

Transactions

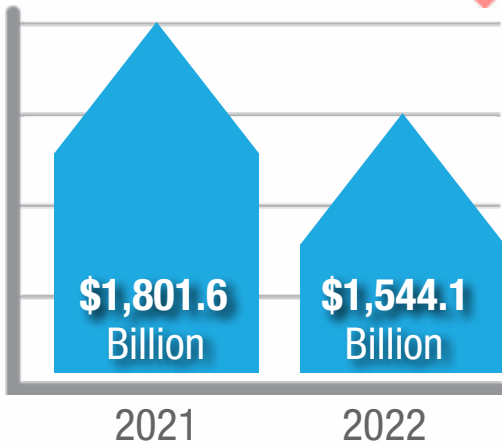
**INCREASED 3.7%**



**Single Family**

Dollar Volume

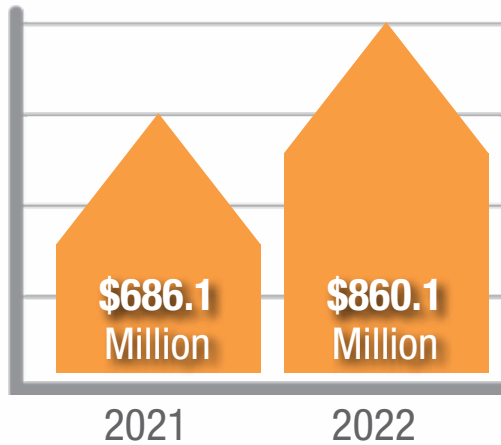
**DECREASED -14.3%**



**Condos/Townhomes**

Dollar Volume

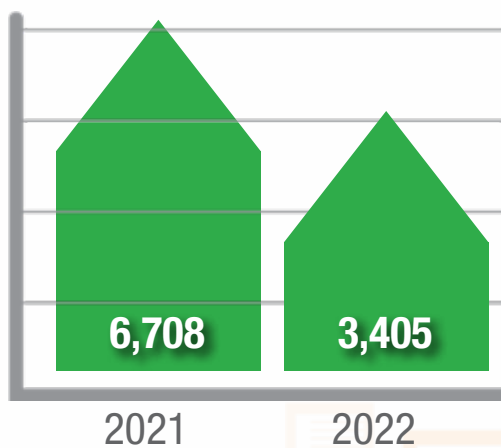
**INCREASED 25.4%**



Total Active Listings

**DECREASED -49.2%**

Percentage change based on year-over-year comparison.



**Single Family**

**1.2 MONTHS**

Seller's Market

**Condos/Townhomes**

**1.0 MONTHS**

Seller's Market

**Single Family** Home

**INCREASED 23.0%**

\$541,000

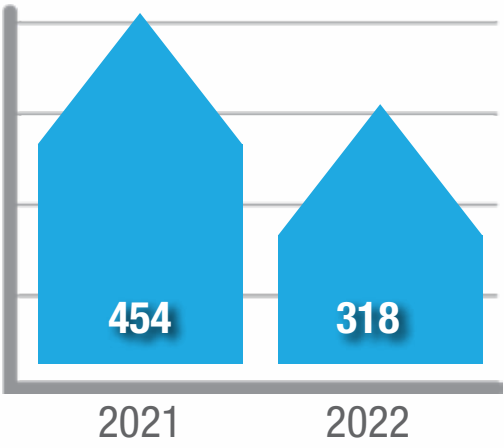
**Condos/Townhomes**

**INCREASED 20.0%**

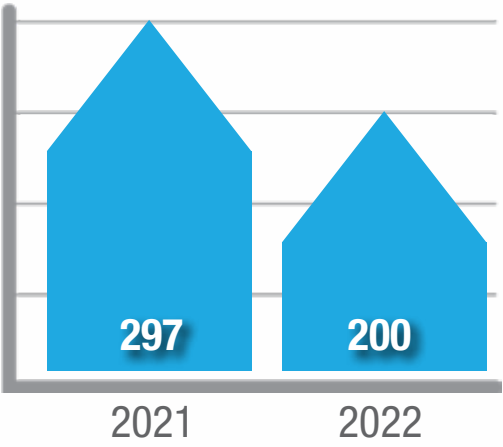
\$294,000



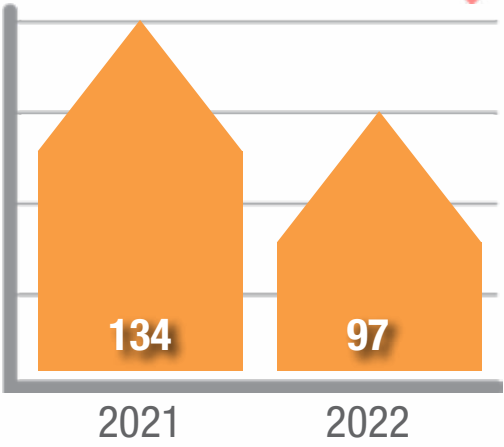
Martin Total **Home Sales**  
**DECREASED -30.0%**  
Percentage change based on year-over-year comparison.



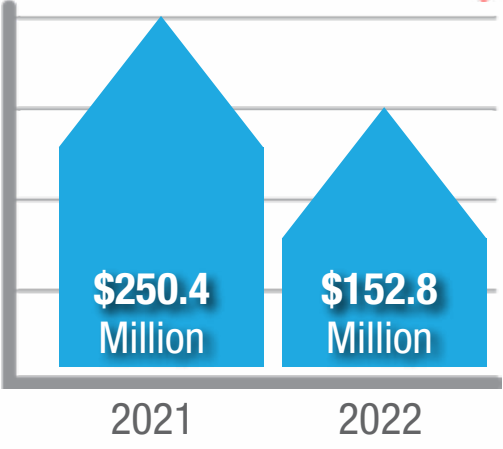
**Single Family**  
Home Sales  
**DECREASED -32.7%**



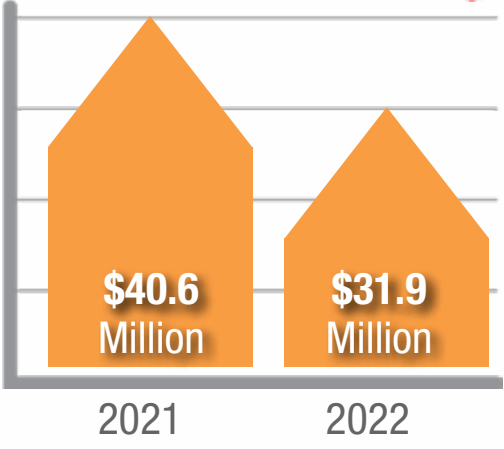
**Condos/Townhomes**  
Transactions  
**DECREASED -27.6%**



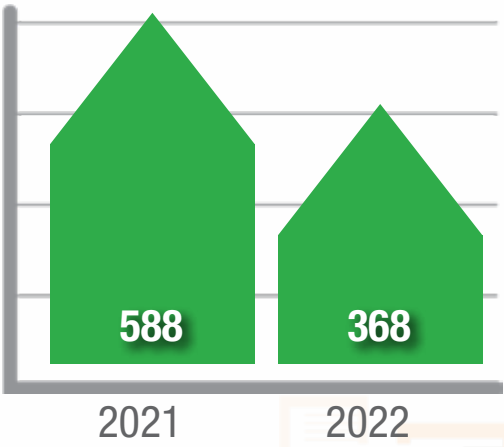
**Single Family**  
Dollar Volume  
**DECREASED -39.0%**



**Condos/Townhomes**  
Dollar Volume  
**DECREASED -21.5%**



Total **Active Listings**  
**DECREASED -37.4%**  
Percentage change based on year-over-year comparison.



**Single Family**  
**1.0 MONTHS**  
Seller's Market

**Condos/Townhomes**  
**1.0 MONTHS**  
Seller's Market

**Single Family** Home  
**INCREASED 13.5%**  
\$555,000

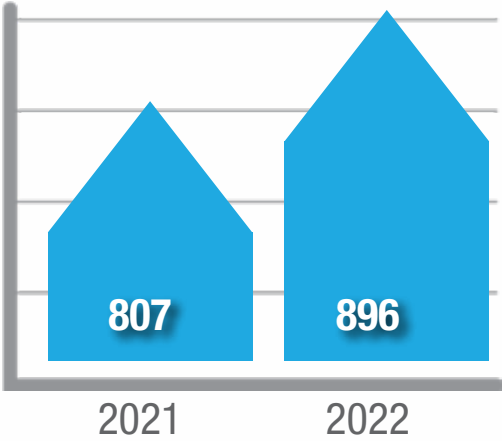
**Condos/Townhomes**  
**INCREASED 23.9%**  
\$263,000



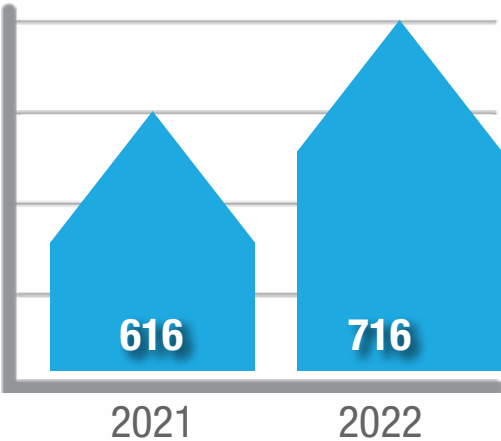


Saint Lucie | Existing Home Sales | March 2022

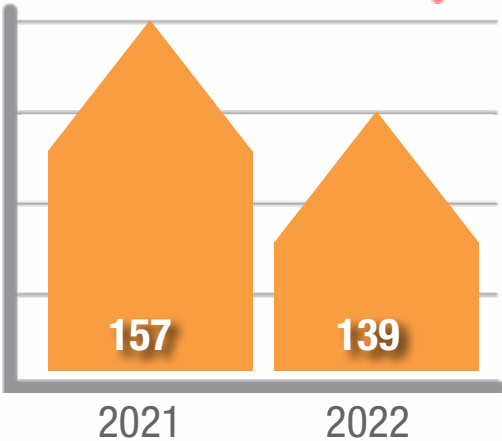
Saint Lucie Total Home Sales  
**INCREASED 11.0%**  
Percentage change based on year-over-year comparison.



Single Family Home Sales  
**INCREASED 16.2%**

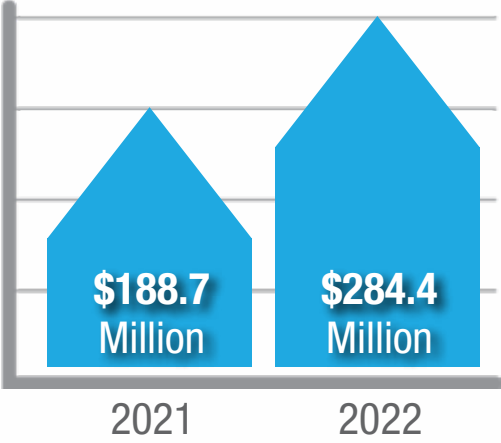


Condos/Townhomes Transactions  
**DECREASED -11.5%**

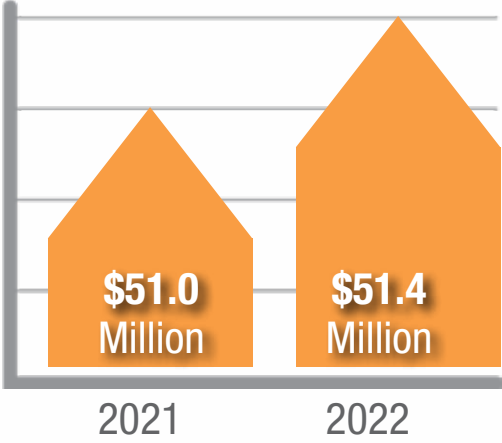


Saint Lucie | Dollar Volume | March 2022

Single Family Dollar Volume  
**INCREASED 50.8%**

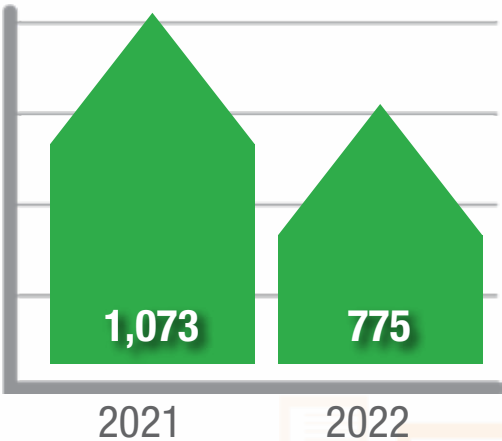


Condos/Townhomes Dollar Volume  
**INCREASED 0.8%**



Saint Lucie | Inventory | March 2022

Total Active Listings  
**DECREASED -27.8%**  
Percentage change based on year-over-year comparison.



Single Family  
**0.9 MONTHS**  
Seller's Market

Condos/Townhomes  
**1.0 MONTHS**  
Seller's Market

Saint Lucie | Median Sale Prices | March 2022

Single Family Home  
**INCREASED 31.6%**  
\$370,000

Condos/Townhomes  
**INCREASED 11.5%**  
\$290,000

