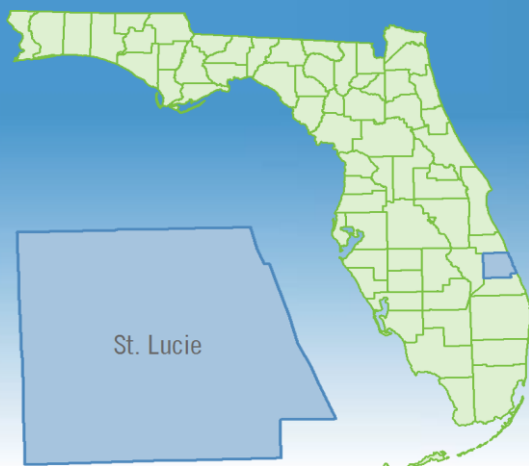


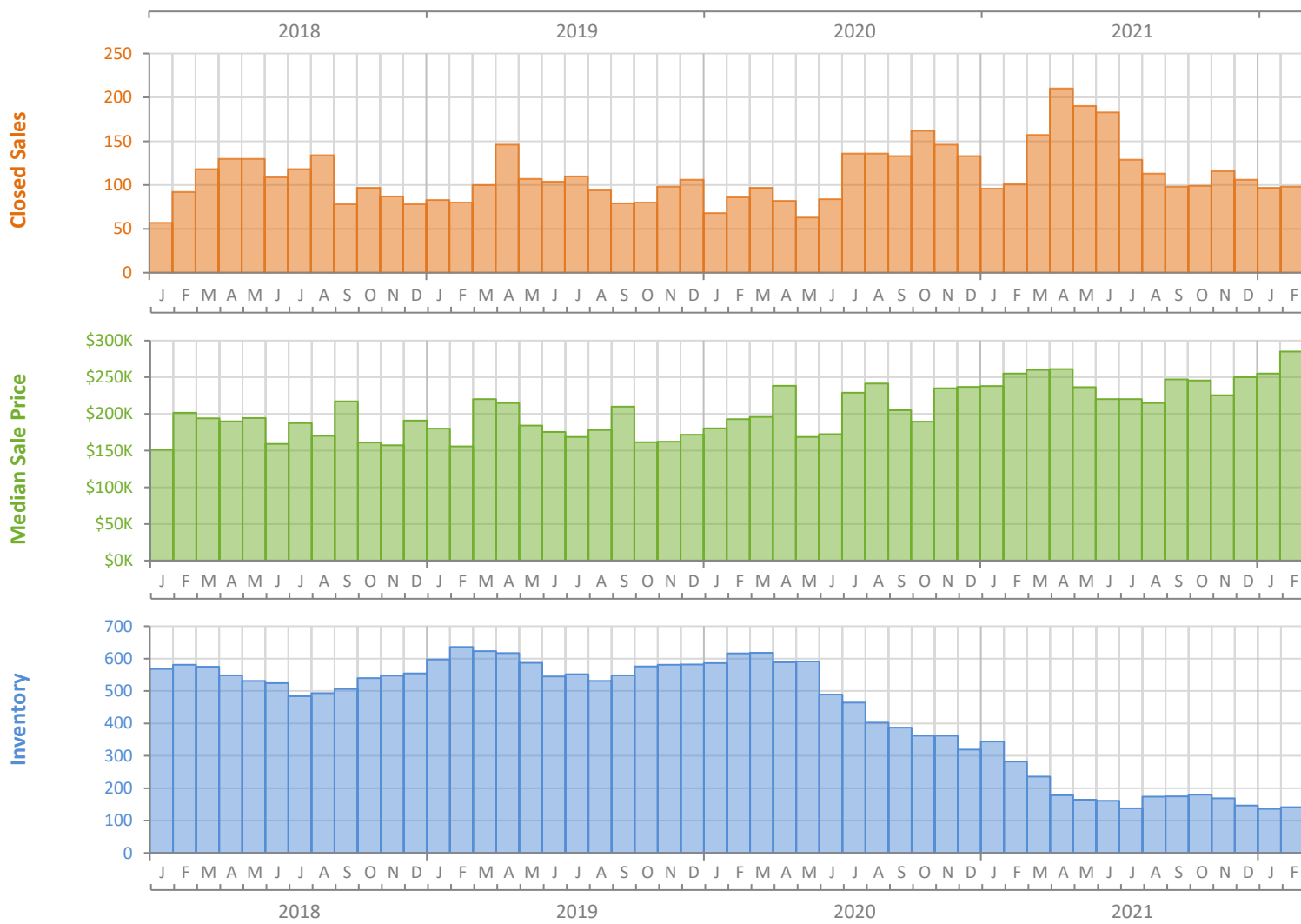
# Monthly Market Summary - February 2022

## Townhouses and Condos

### St. Lucie County



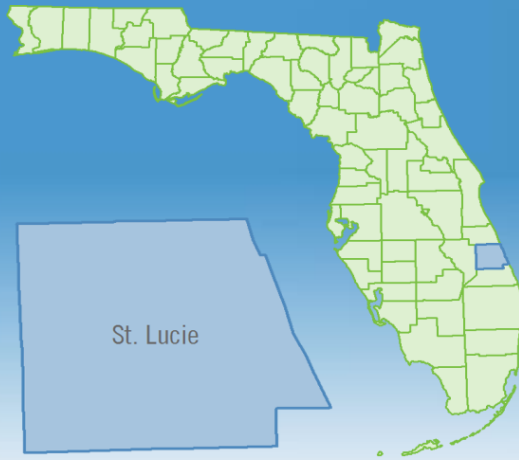
	February 2022	February 2021	Percent Change Year-over-Year
Closed Sales	98	101	-3.0%
Paid in Cash	56	66	-15.2%
Median Sale Price	\$285,000	\$255,000	11.8%
Average Sale Price	\$356,530	\$286,694	24.4%
Dollar Volume	\$34.9 Million	\$29.0 Million	20.7%
Med. Pct. of Orig. List Price Received	100.0%	96.1%	4.1%
Median Time to Contract	7 Days	46 Days	-84.8%
Median Time to Sale	44 Days	77 Days	-42.9%
New Pending Sales	137	183	-25.1%
New Listings	142	150	-5.3%
Pending Inventory	204	307	-33.6%
Inventory (Active Listings)	141	282	-50.0%
Months Supply of Inventory	1.1	2.5	-56.0%



# Monthly Distressed Market - February 2022

## Townhouses and Condos

### St. Lucie County



		February 2022	February 2021	Percent Change Year-over-Year
Traditional	Closed Sales	98	101	-3.0%
	Median Sale Price	\$285,000	\$255,000	11.8%
Foreclosure/REO	Closed Sales	0	0	N/A
	Median Sale Price	(No Sales)	(No Sales)	N/A
Short Sale	Closed Sales	0	0	N/A
	Median Sale Price	(No Sales)	(No Sales)	N/A

