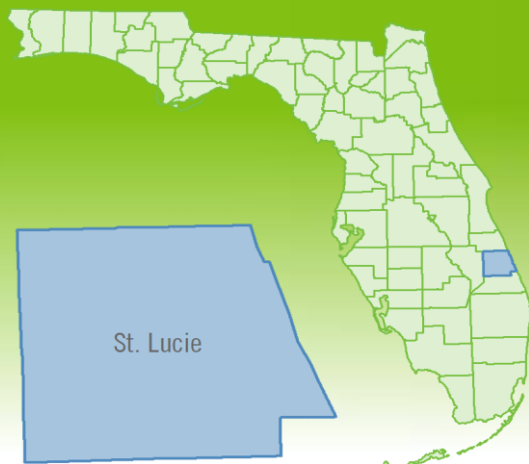


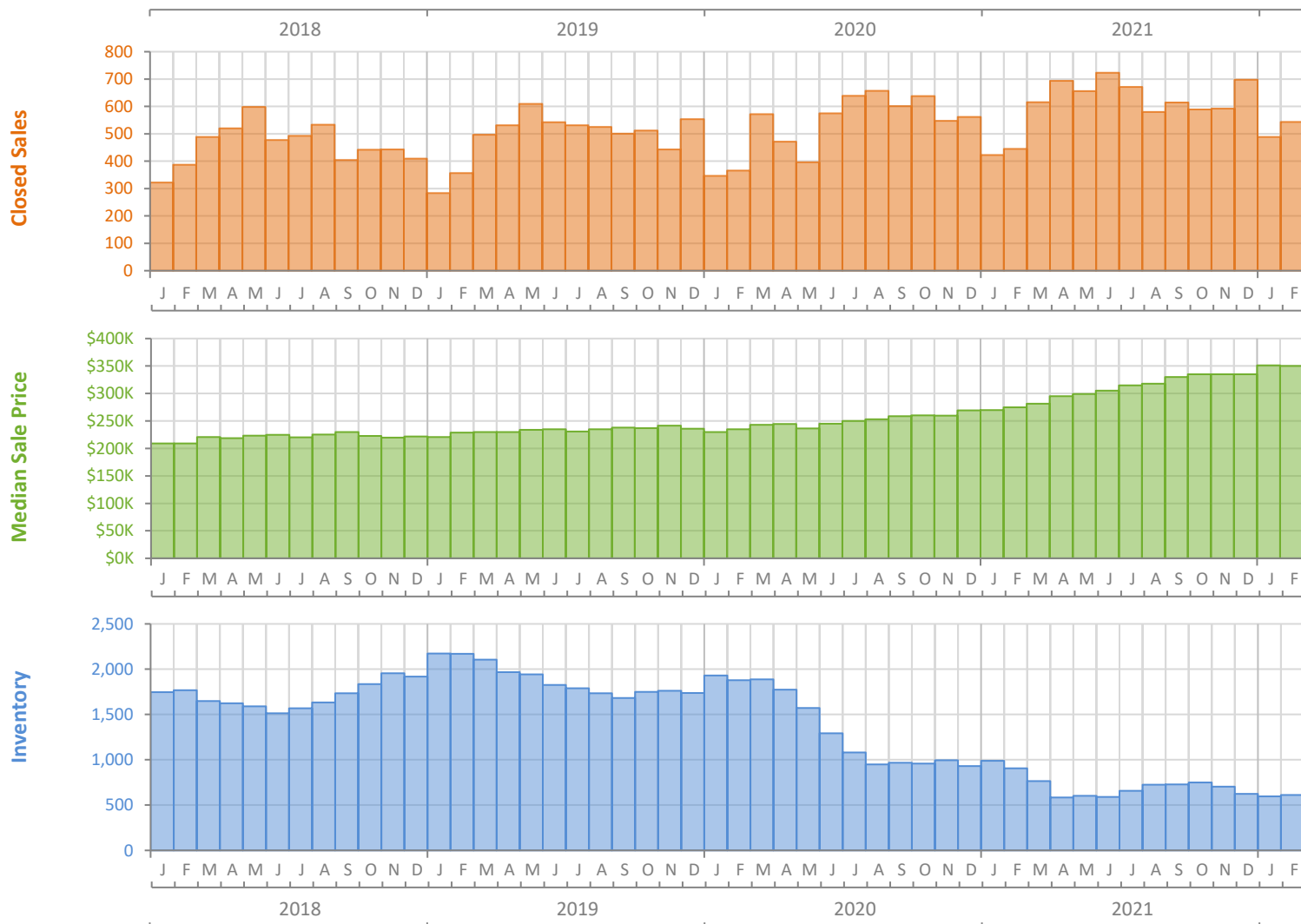
# Monthly Market Summary - February 2022

## Single-Family Homes

### St. Lucie County



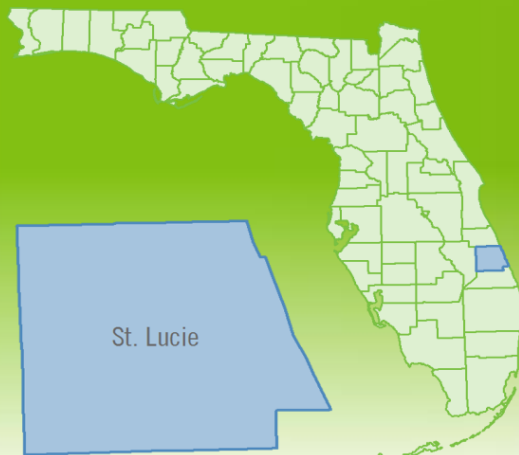
	February 2022	February 2021	Percent Change Year-over-Year
Closed Sales	543	445	22.0%
Paid in Cash	148	115	28.7%
Median Sale Price	\$350,000	\$275,000	27.3%
Average Sale Price	\$385,479	\$310,966	24.0%
Dollar Volume	\$209.3 Million	\$138.4 Million	51.3%
Med. Pct. of Orig. List Price Received	100.0%	98.8%	1.2%
Median Time to Contract	11 Days	16 Days	-31.3%
Median Time to Sale	65 Days	66 Days	-1.5%
New Pending Sales	665	707	-5.9%
New Listings	700	662	5.7%
Pending Inventory	1,360	1,574	-13.6%
Inventory (Active Listings)	611	907	-32.6%
Months Supply of Inventory	1.0	1.7	-41.2%



# Monthly Distressed Market - February 2022

## Single-Family Homes

### St. Lucie County



		February 2022	February 2021	Percent Change Year-over-Year
Traditional	Closed Sales	537	443	21.2%
	Median Sale Price	\$350,000	\$275,000	27.3%
Foreclosure/REO	Closed Sales	3	2	50.0%
	Median Sale Price	\$263,000	\$286,213	-8.1%
Short Sale	Closed Sales	3	0	N/A
	Median Sale Price	\$355,000	(No Sales)	N/A

