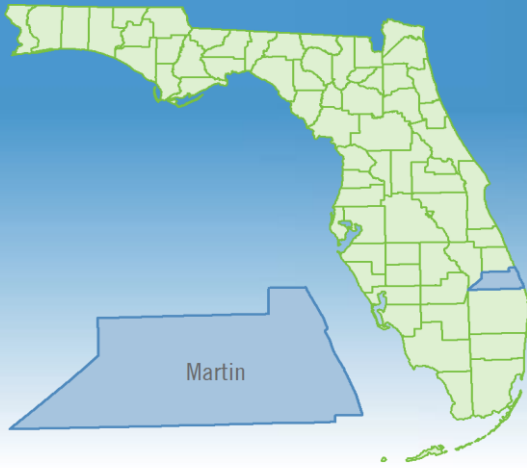


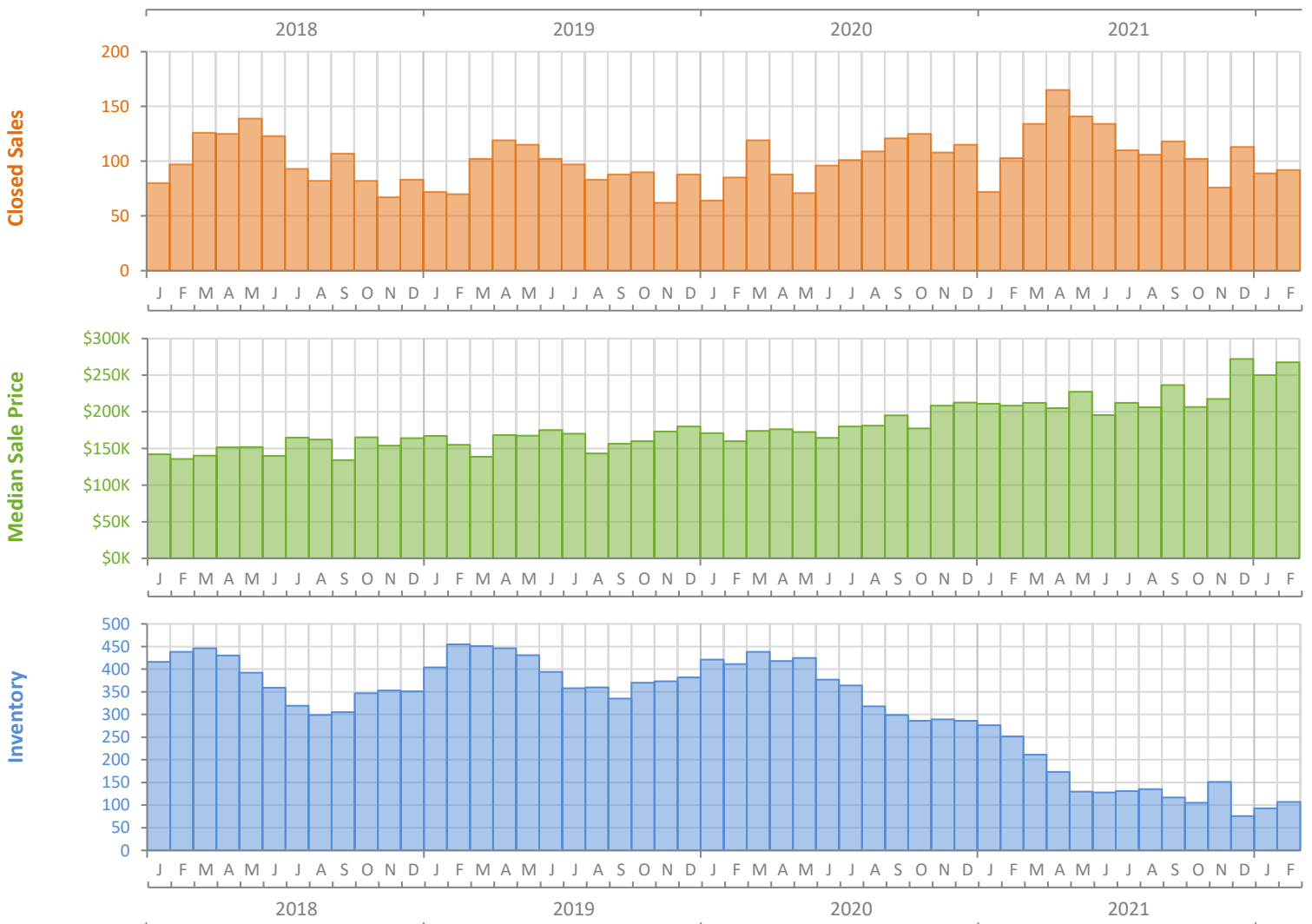
Monthly Market Summary - February 2022

Townhouses and Condos

Martin County



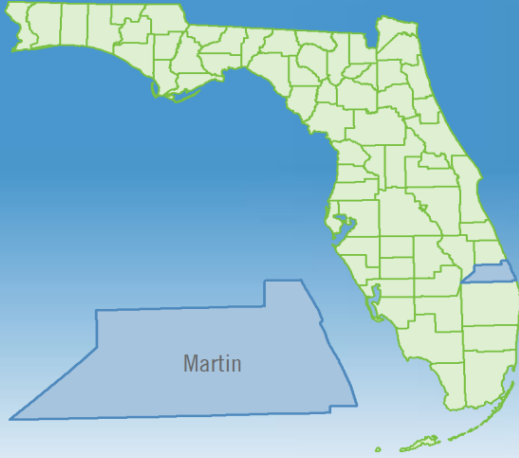
	February 2022	February 2021	Percent Change Year-over-Year
Closed Sales	92	103	-10.7%
Paid in Cash	67	67	0.0%
Median Sale Price	\$267,500	\$208,500	28.3%
Average Sale Price	\$349,804	\$248,225	40.9%
Dollar Volume	\$32.2 Million	\$25.6 Million	25.9%
Med. Pct. of Orig. List Price Received	100.0%	96.2%	4.0%
Median Time to Contract	8 Days	49 Days	-83.7%
Median Time to Sale	43 Days	86 Days	-50.0%
New Pending Sales	111	148	-25.0%
New Listings	130	127	2.4%
Pending Inventory	172	268	-35.8%
Inventory (Active Listings)	107	252	-57.5%
Months Supply of Inventory	0.9	2.5	-64.0%



Monthly Distressed Market - February 2022

Townhouses and Condos

Martin County



		February 2022	February 2021	Percent Change Year-over-Year
Traditional	Closed Sales	92	102	-9.8%
	Median Sale Price	\$267,500	\$208,750	28.1%
Foreclosure/REO	Closed Sales	0	1	-100.0%
	Median Sale Price	(No Sales)	\$70,888	N/A
Short Sale	Closed Sales	0	0	N/A
	Median Sale Price	(No Sales)	(No Sales)	N/A

