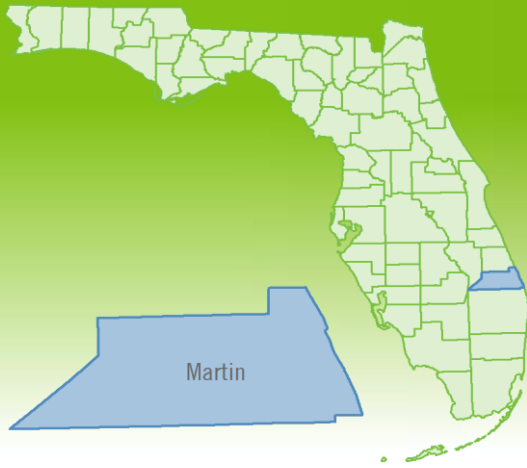


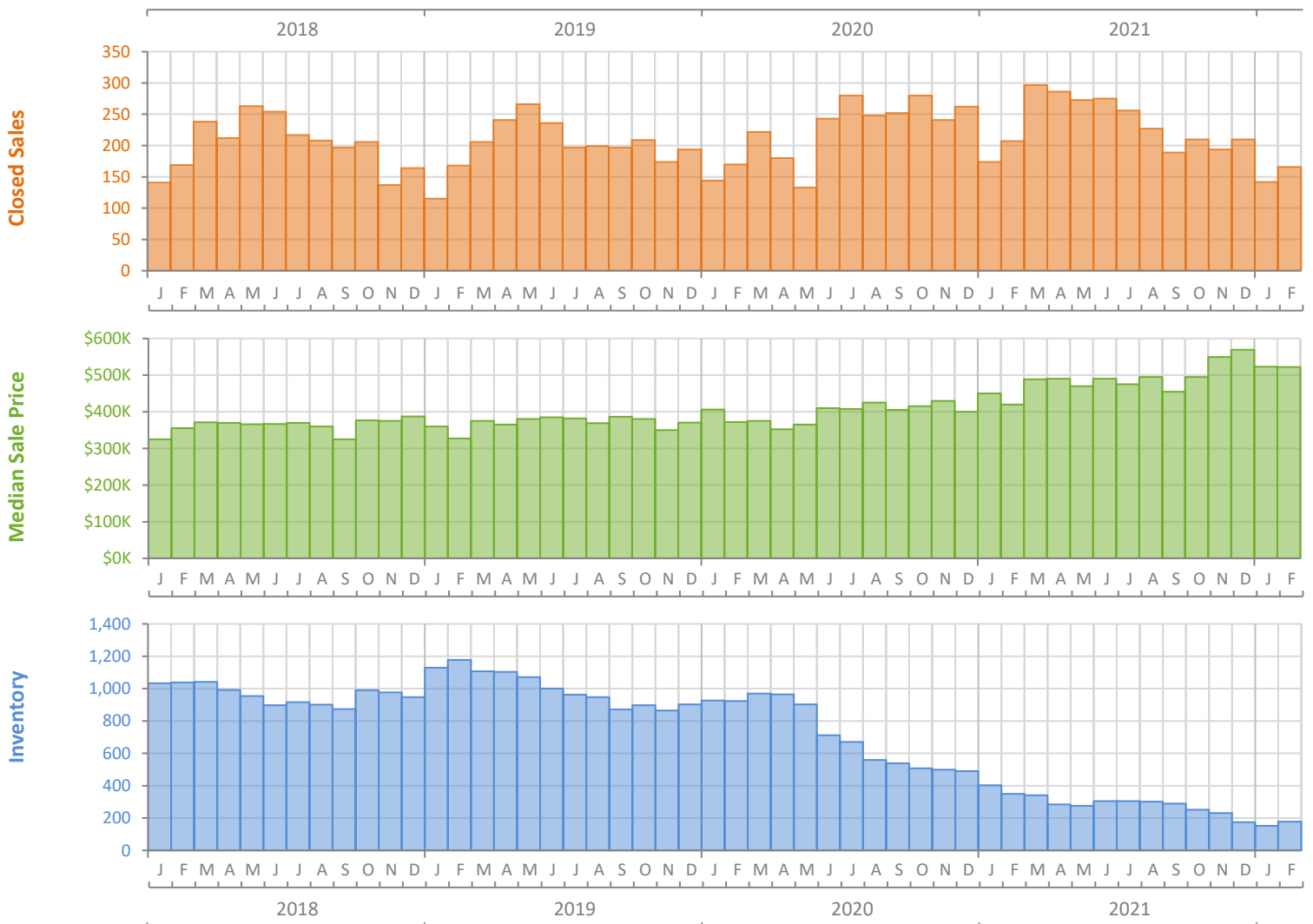
Monthly Market Summary - February 2022

Single-Family Homes

Martin County



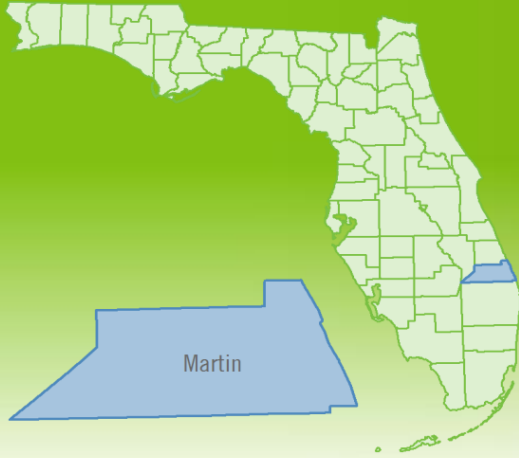
	February 2022	February 2021	Percent Change Year-over-Year
Closed Sales	166	207	-19.8%
Paid in Cash	57	79	-27.8%
Median Sale Price	\$522,500	\$419,900	24.4%
Average Sale Price	\$1,012,925	\$719,276	40.8%
Dollar Volume	\$168.1 Million	\$148.9 Million	12.9%
Med. Pct. of Orig. List Price Received	100.0%	96.3%	3.8%
Median Time to Contract	11 Days	34 Days	-67.6%
Median Time to Sale	51 Days	81 Days	-37.0%
New Pending Sales	196	304	-35.5%
New Listings	228	274	-16.8%
Pending Inventory	297	584	-49.1%
Inventory (Active Listings)	178	350	-49.1%
Months Supply of Inventory	0.8	1.5	-46.7%



Monthly Distressed Market - February 2022

Single-Family Homes

Martin County



		February 2022	February 2021	Percent Change Year-over-Year
Traditional	Closed Sales	165	206	-19.9%
	Median Sale Price	\$525,000	\$422,450	24.3%
Foreclosure/REO	Closed Sales	1	1	0.0%
	Median Sale Price	\$345,000	\$206,000	67.5%
Short Sale	Closed Sales	0	0	N/A
	Median Sale Price	(No Sales)	(No Sales)	N/A

