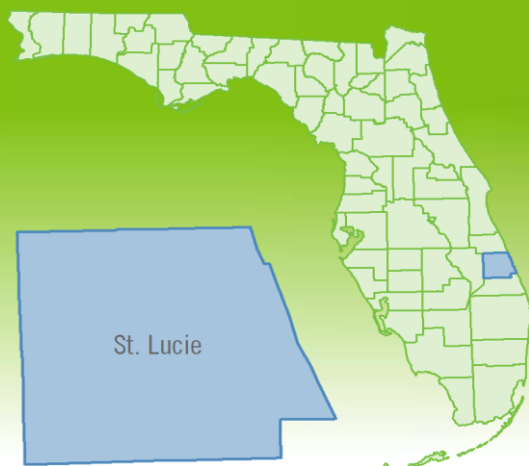


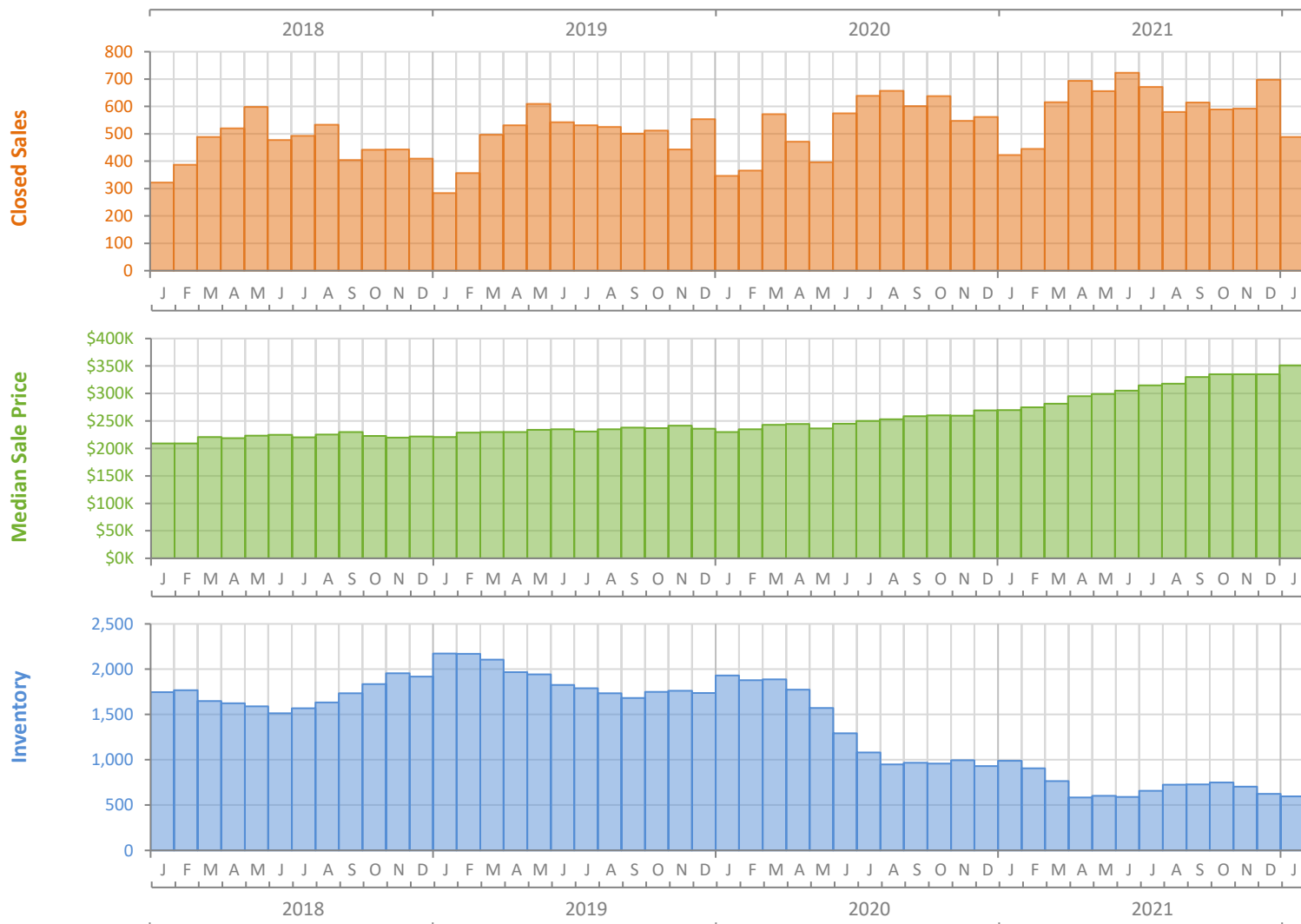
Monthly Market Summary - January 2022

Single-Family Homes

St. Lucie County



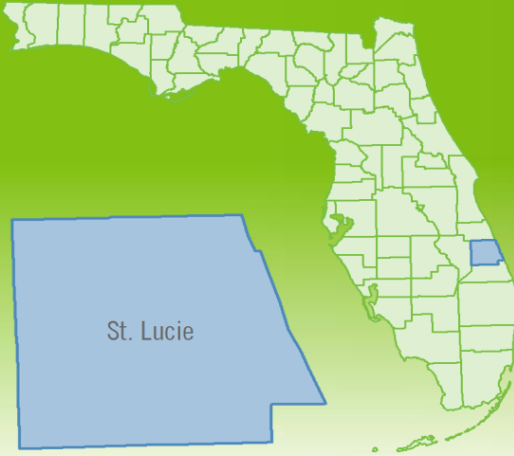
	January 2022	January 2021	Percent Change Year-over-Year
Closed Sales	489	423	15.6%
Paid in Cash	125	113	10.6%
Median Sale Price	\$351,000	\$270,000	30.0%
Average Sale Price	\$378,315	\$291,783	29.7%
Dollar Volume	\$185.0 Million	\$123.4 Million	49.9%
Med. Pct. of Orig. List Price Received	100.0%	99.0%	1.0%
Median Time to Contract	13 Days	15 Days	-13.3%
Median Time to Sale	64 Days	61 Days	4.9%
New Pending Sales	664	640	3.8%
New Listings	662	692	-4.3%
Pending Inventory	1,303	1,340	-2.8%
Inventory (Active Listings)	595	988	-39.8%
Months Supply of Inventory	1.0	1.8	-44.4%



Monthly Distressed Market - January 2022

Single-Family Homes

St. Lucie County



		January 2022	January 2021	Percent Change Year-over-Year
Traditional	Closed Sales	487	418	16.5%
	Median Sale Price	\$351,000	\$270,000	30.0%
Foreclosure/REO	Closed Sales	2	4	-50.0%
	Median Sale Price	\$502,500	\$222,500	125.8%
Short Sale	Closed Sales	0	1	-100.0%
	Median Sale Price	(No Sales)	\$208,050	N/A

