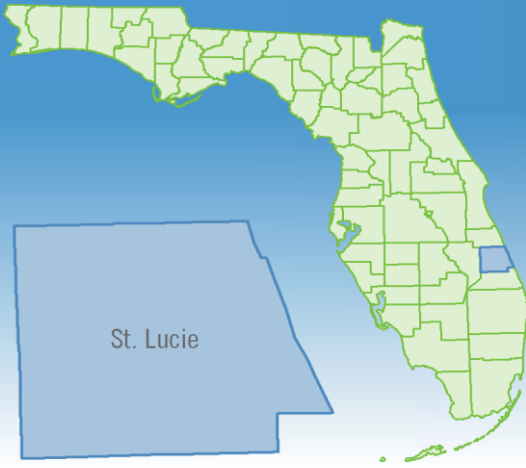


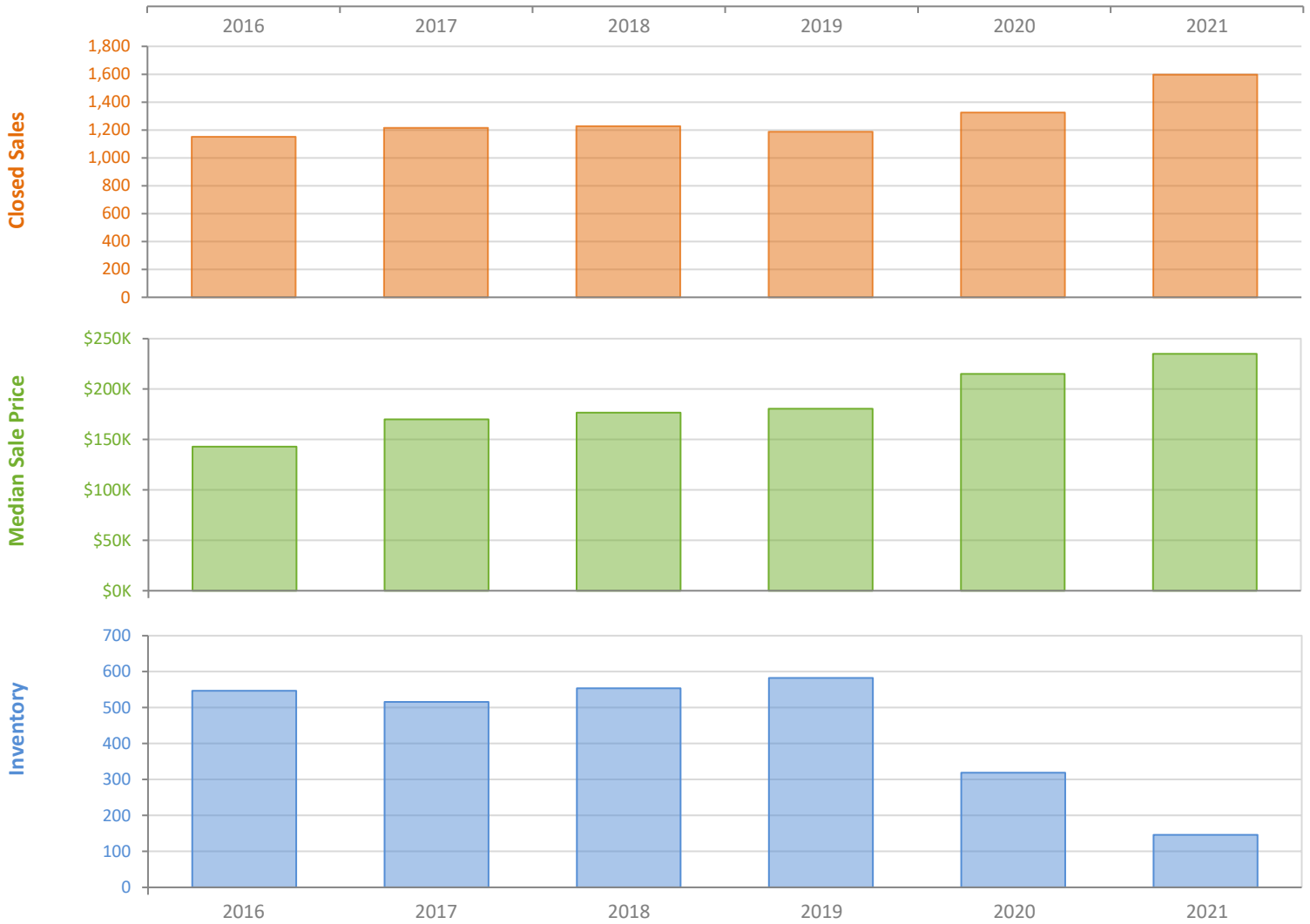
Yearly Market Summary - 2021

Townhouses and Condos

St. Lucie County



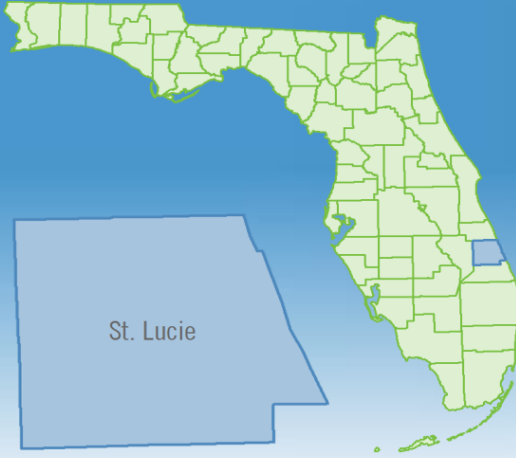
	2021	2020	Percent Change Year-over-Year
Closed Sales	1,598	1,326	20.5%
Paid in Cash	852	644	32.3%
Median Sale Price	\$235,000	\$215,000	9.3%
Average Sale Price	\$298,110	\$256,569	16.2%
Dollar Volume	\$476.4 Million	\$340.2 Million	40.0%
Med. Pct. of Orig. List Price Received	98.3%	95.4%	3.0%
Median Time to Contract	13 Days	52 Days	-75.0%
Median Time to Sale	57 Days	92 Days	-38.0%
New Pending Sales	1,699	1,490	14.0%
New Listings	1,720	1,639	4.9%
Pending Inventory	133	181	-26.5%
Inventory (Active Listings)	146	319	-54.2%
Months Supply of Inventory	1.1	2.9	-62.1%



Yearly Distressed Market - 2021

Townhouses and Condos

St. Lucie County



		2021	2020	Percent Change Year-over-Year
Traditional	Closed Sales	1,587	1,315	20.7%
	Median Sale Price	\$235,000	\$217,837	7.9%
Foreclosure/REO	Closed Sales	9	9	0.0%
	Median Sale Price	\$139,900	\$121,625	15.0%
Short Sale	Closed Sales	2	2	0.0%
	Median Sale Price	\$194,400	\$132,767	46.4%

