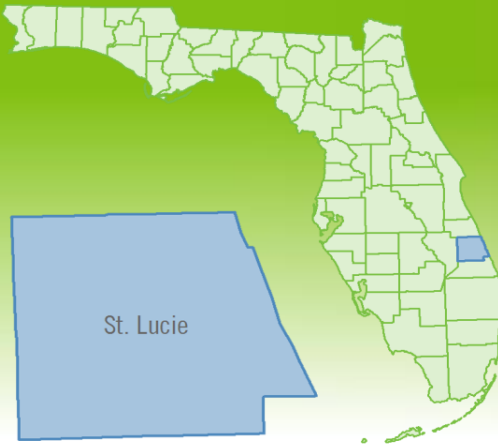


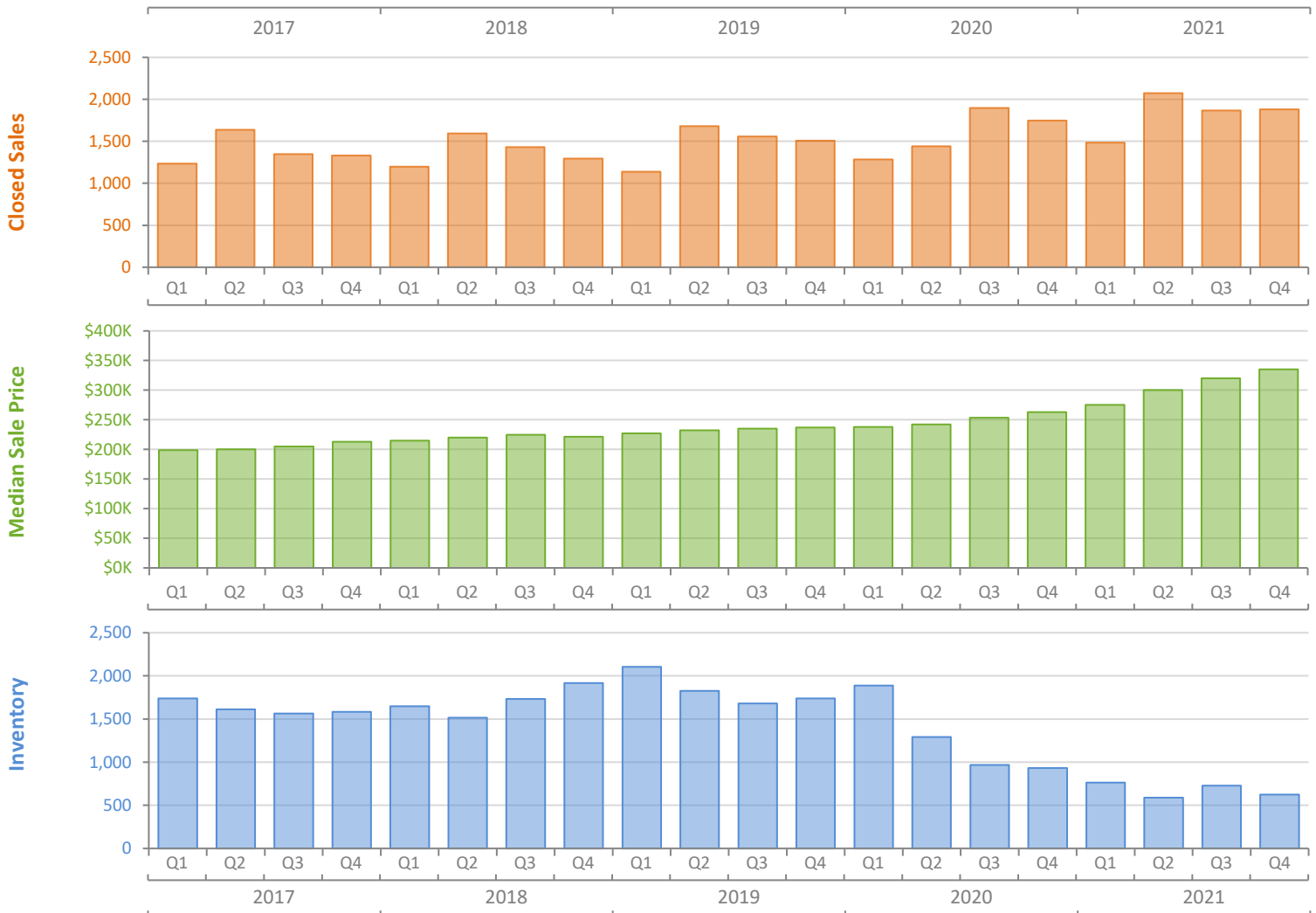
# Quarterly Market Summary - Q4 2021

## Single-Family Homes

### St. Lucie County



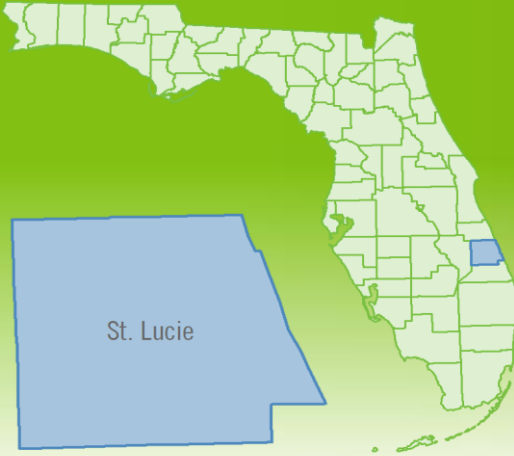
	Q4 2021	Q4 2020	Percent Change Year-over-Year
Closed Sales	1,879	1,748	7.5%
Paid in Cash	471	358	31.6%
Median Sale Price	\$335,000	\$262,835	27.5%
Average Sale Price	\$372,469	\$285,837	30.3%
Dollar Volume	\$699.9 Million	\$499.6 Million	40.1%
Med. Pct. of Orig. List Price Received	100.0%	99.0%	1.0%
Median Time to Contract	10 Days	16 Days	-37.5%
Median Time to Sale	55 Days	66 Days	-16.7%
New Pending Sales	1,965	1,846	6.4%
New Listings	1,954	1,831	6.7%
Pending Inventory	1,219	1,214	0.4%
Inventory (Active Listings)	625	932	-32.9%
Months Supply of Inventory	1.0	1.8	-44.4%



# Quarterly Distressed Market - Q4 2021

## Single-Family Homes

### St. Lucie County



		Q4 2021	Q4 2020	Percent Change Year-over-Year
Traditional	Closed Sales	1,873	1,723	8.7%
	Median Sale Price	\$335,000	\$263,585	27.1%
Foreclosure/REO	Closed Sales	3	11	-72.7%
	Median Sale Price	\$270,000	\$234,900	14.9%
Short Sale	Closed Sales	3	14	-78.6%
	Median Sale Price	\$260,000	\$228,000	14.0%

