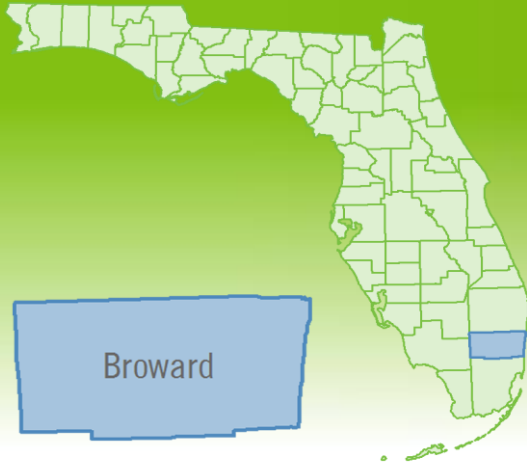


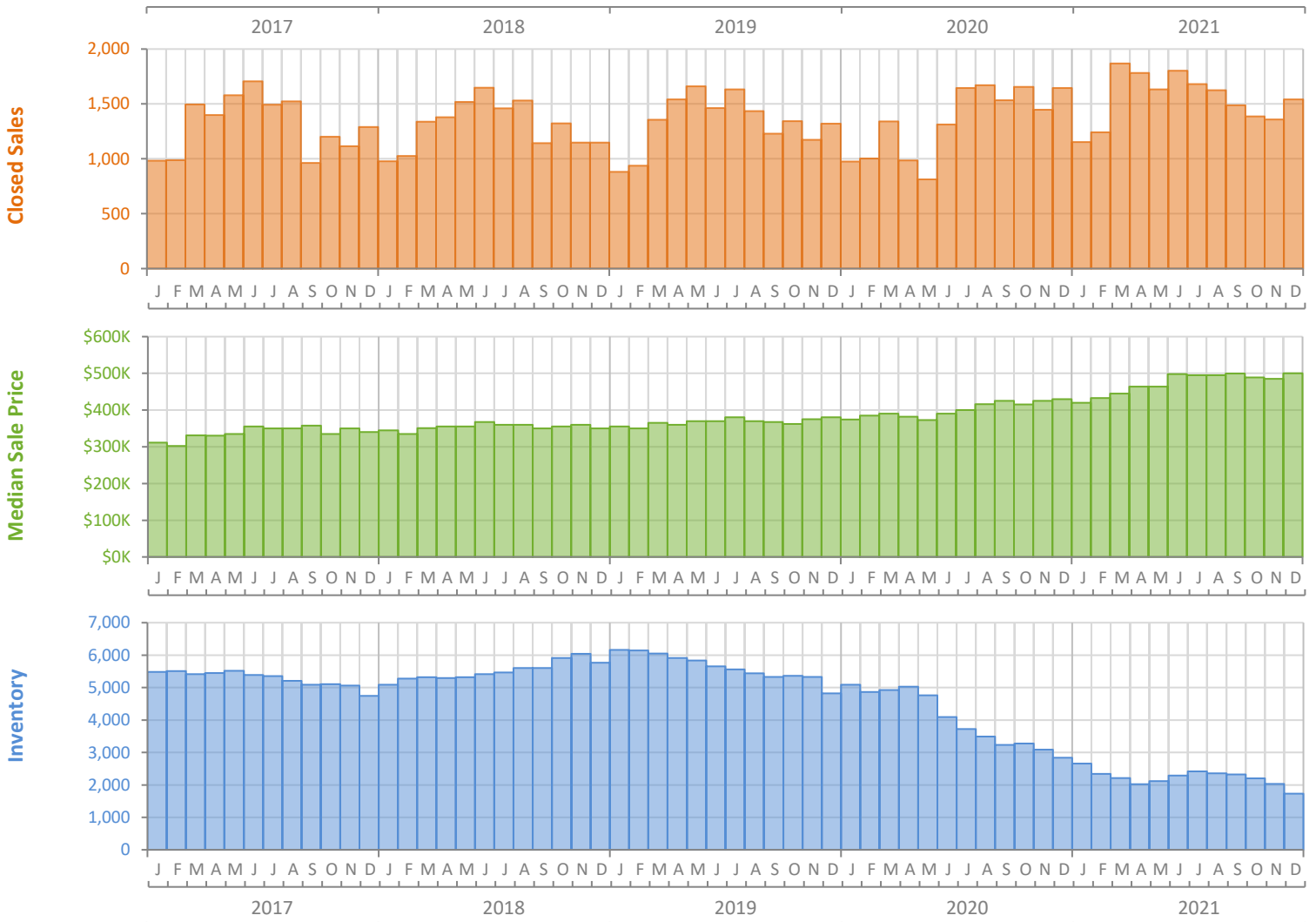
Monthly Market Summary - December 2021

Single-Family Homes

Broward County



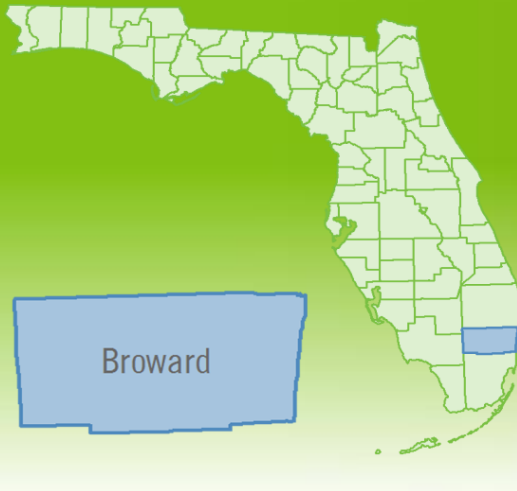
	December 2021	December 2020	Percent Change Year-over-Year
Closed Sales	1,541	1,645	-6.3%
Paid in Cash	338	248	36.3%
Median Sale Price	\$500,000	\$430,000	16.3%
Average Sale Price	\$671,547	\$593,774	13.1%
Dollar Volume	\$1.0 Billion	\$976.8 Million	5.9%
Med. Pct. of Orig. List Price Received	100.0%	97.7%	2.4%
Median Time to Contract	15 Days	19 Days	-21.1%
Median Time to Sale	58 Days	65 Days	-10.8%
New Pending Sales	1,341	1,472	-8.9%
New Listings	1,199	1,389	-13.7%
Pending Inventory	2,135	2,522	-15.3%
Inventory (Active Listings)	1,731	2,842	-39.1%
Months Supply of Inventory	1.1	2.1	-47.6%



Monthly Distressed Market - December 2021

Single-Family Homes

Broward County



		December 2021	December 2020	Percent Change Year-over-Year
Traditional	Closed Sales	1,528	1,609	-5.0%
	Median Sale Price	\$500,000	\$433,500	15.3%
Foreclosure/REO	Closed Sales	6	22	-72.7%
	Median Sale Price	\$477,250	\$357,438	33.5%
Short Sale	Closed Sales	7	14	-50.0%
	Median Sale Price	\$830,000	\$352,500	135.5%

