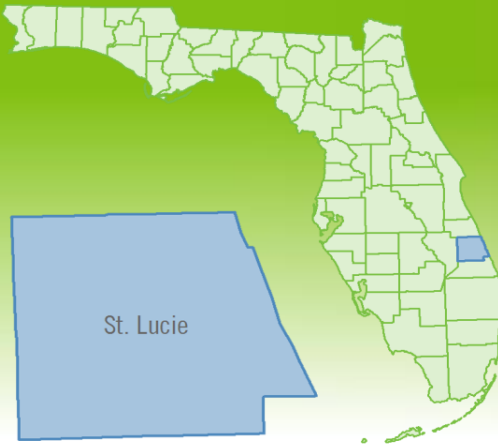


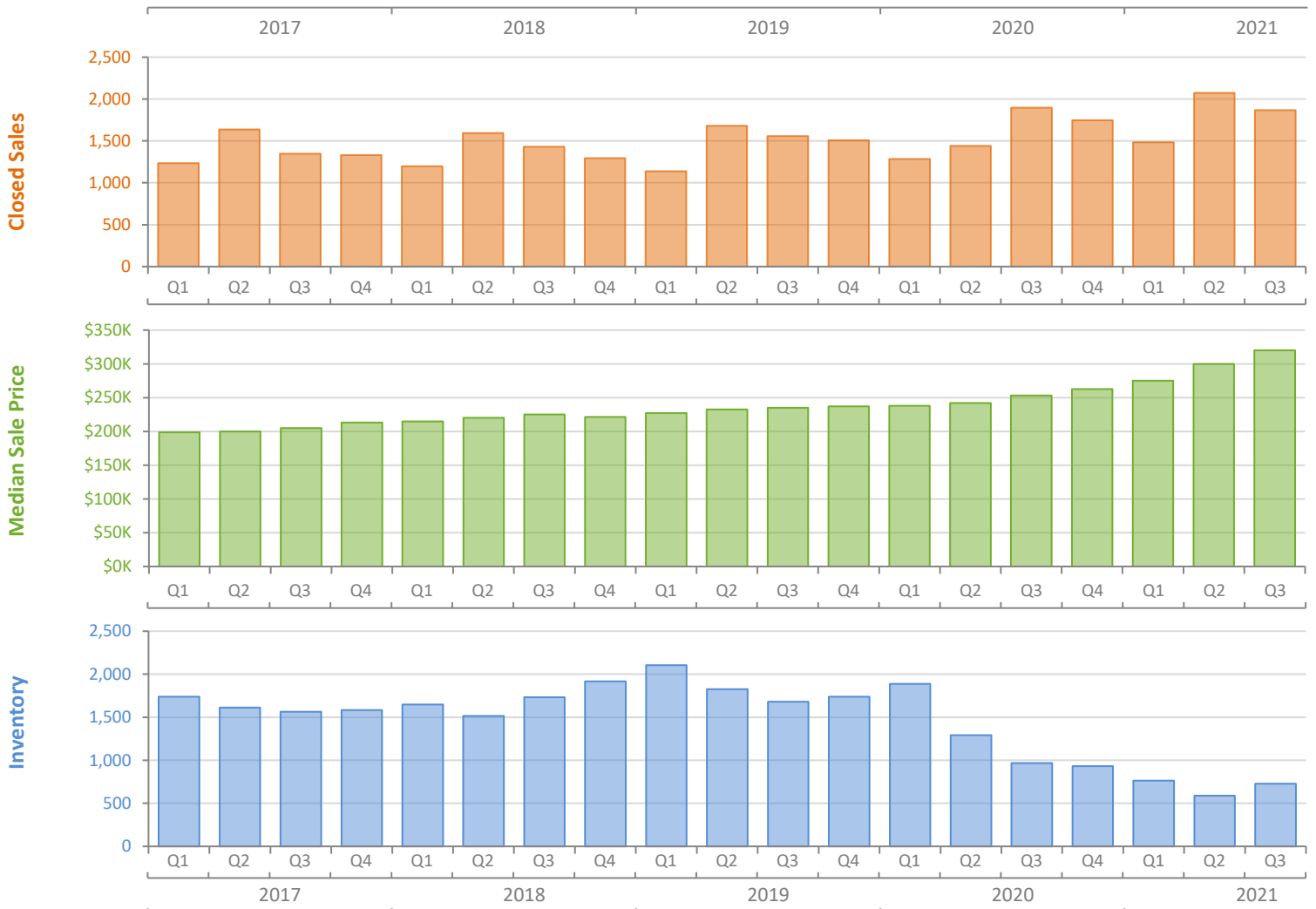
Quarterly Market Summary - Q3 2021

Single-Family Homes

St. Lucie County



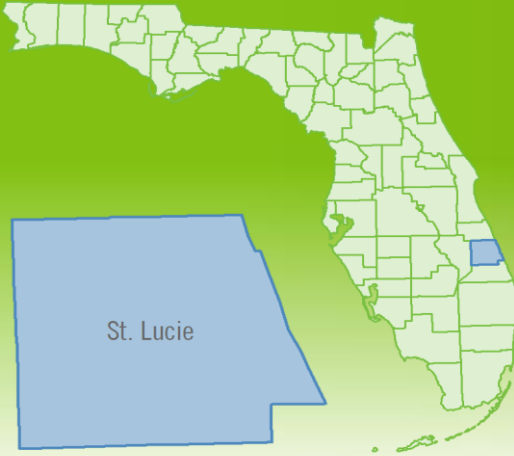
	Q3 2021	Q3 2020	Percent Change Year-over-Year
Closed Sales	1,866	1,897	-1.6%
Paid in Cash	485	364	33.2%
Median Sale Price	\$320,000	\$253,250	26.4%
Average Sale Price	\$342,191	\$275,268	24.3%
Dollar Volume	\$638.5 Million	\$522.2 Million	22.3%
Med. Pct. of Orig. List Price Received	100.0%	98.1%	1.9%
Median Time to Contract	9 Days	26 Days	-65.4%
Median Time to Sale	53 Days	76 Days	-30.3%
New Pending Sales	2,052	2,127	-3.5%
New Listings	2,229	2,053	8.6%
Pending Inventory	1,357	1,147	18.3%
Inventory (Active Listings)	727	968	-24.9%
Months Supply of Inventory	1.2	1.9	-36.8%



Quarterly Distressed Market - Q3 2021

Single-Family Homes

St. Lucie County



		Q3 2021	Q3 2020	Percent Change Year-over-Year
Traditional	Closed Sales	1,850	1,871	-1.1%
	Median Sale Price	\$322,000	\$254,700	26.4%
Foreclosure/REO	Closed Sales	11	19	-42.1%
	Median Sale Price	\$230,000	\$199,000	15.6%
Short Sale	Closed Sales	5	7	-28.6%
	Median Sale Price	\$217,500	\$180,000	20.8%

