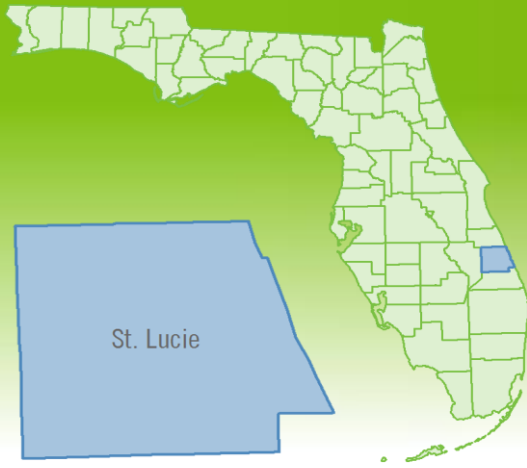


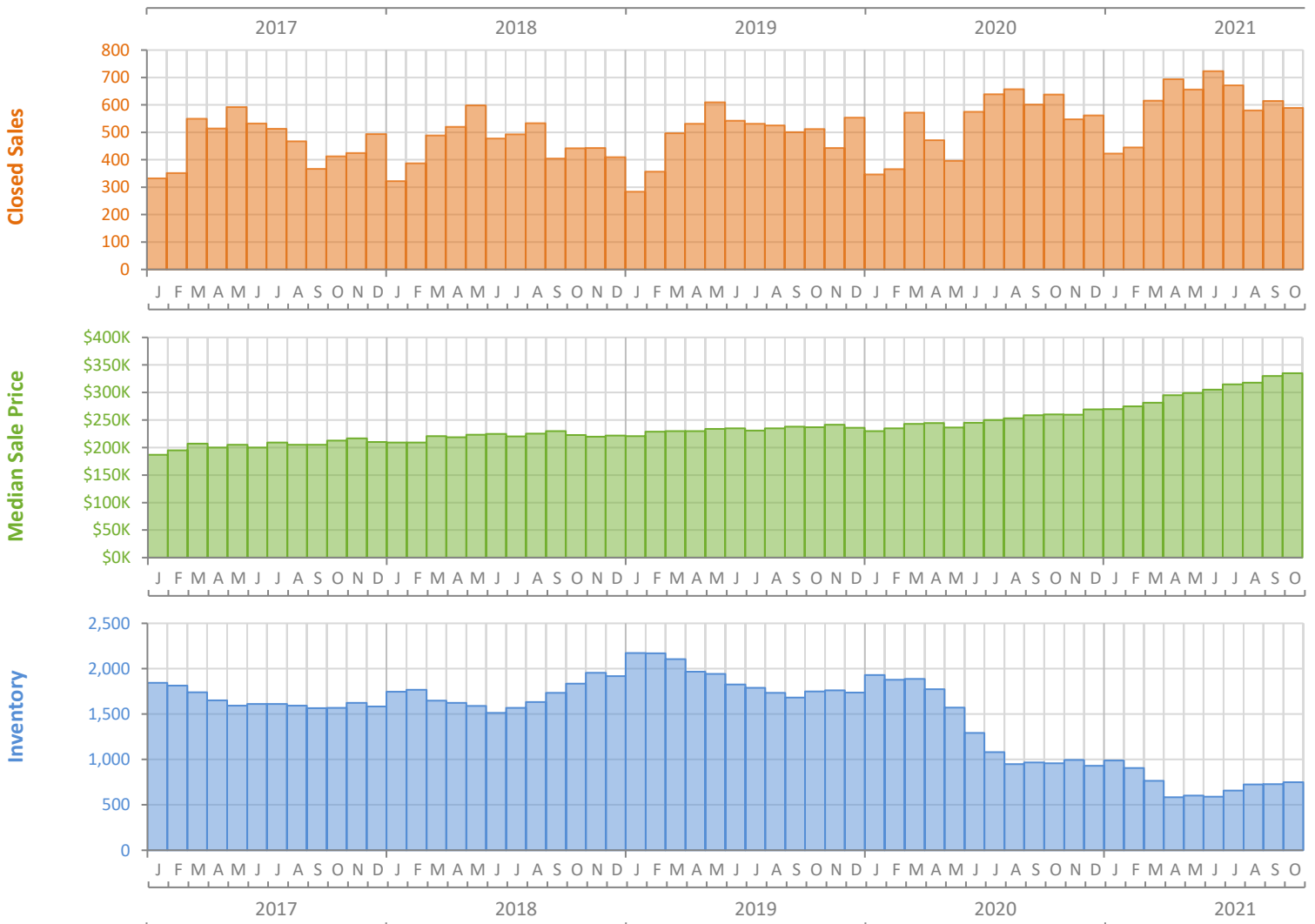
# Monthly Market Summary - October 2021

## Single-Family Homes

### St. Lucie County



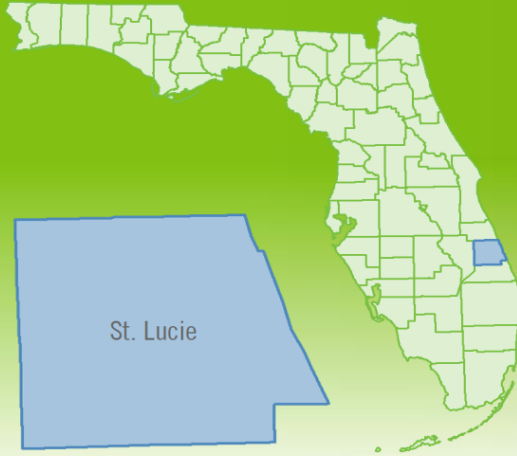
	October 2021	October 2020	Percent Change Year-over-Year
Closed Sales	589	638	-7.7%
Paid in Cash	144	121	19.0%
Median Sale Price	\$335,000	\$260,000	28.8%
Average Sale Price	\$362,233	\$288,834	25.4%
Dollar Volume	\$213.4 Million	\$184.3 Million	15.8%
Med. Pct. of Orig. List Price Received	100.0%	98.9%	1.1%
Median Time to Contract	10 Days	16 Days	-37.5%
Median Time to Sale	55 Days	67 Days	-17.9%
New Pending Sales	721	671	7.5%
New Listings	787	664	18.5%
Pending Inventory	1,419	1,187	19.5%
Inventory (Active Listings)	749	959	-21.9%
Months Supply of Inventory	1.3	1.8	-27.8%



# Monthly Distressed Market - October 2021

## Single-Family Homes

### St. Lucie County



		October 2021	October 2020	Percent Change Year-over-Year
Traditional	Closed Sales	585	630	-7.1%
	Median Sale Price	\$335,000	\$260,000	28.8%
Foreclosure/REO	Closed Sales	3	1	200.0%
	Median Sale Price	\$270,000	\$235,000	14.9%
Short Sale	Closed Sales	1	7	-85.7%
	Median Sale Price	\$260,000	\$260,000	0.0%

