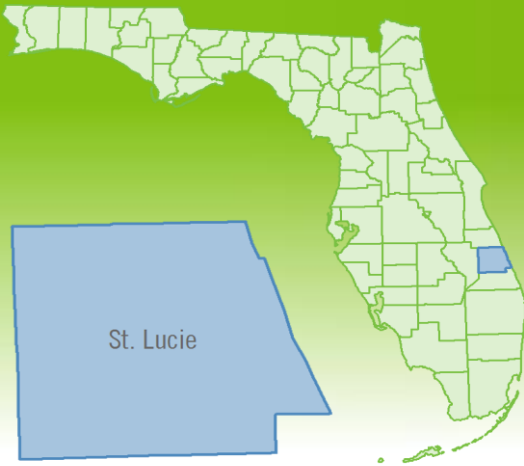


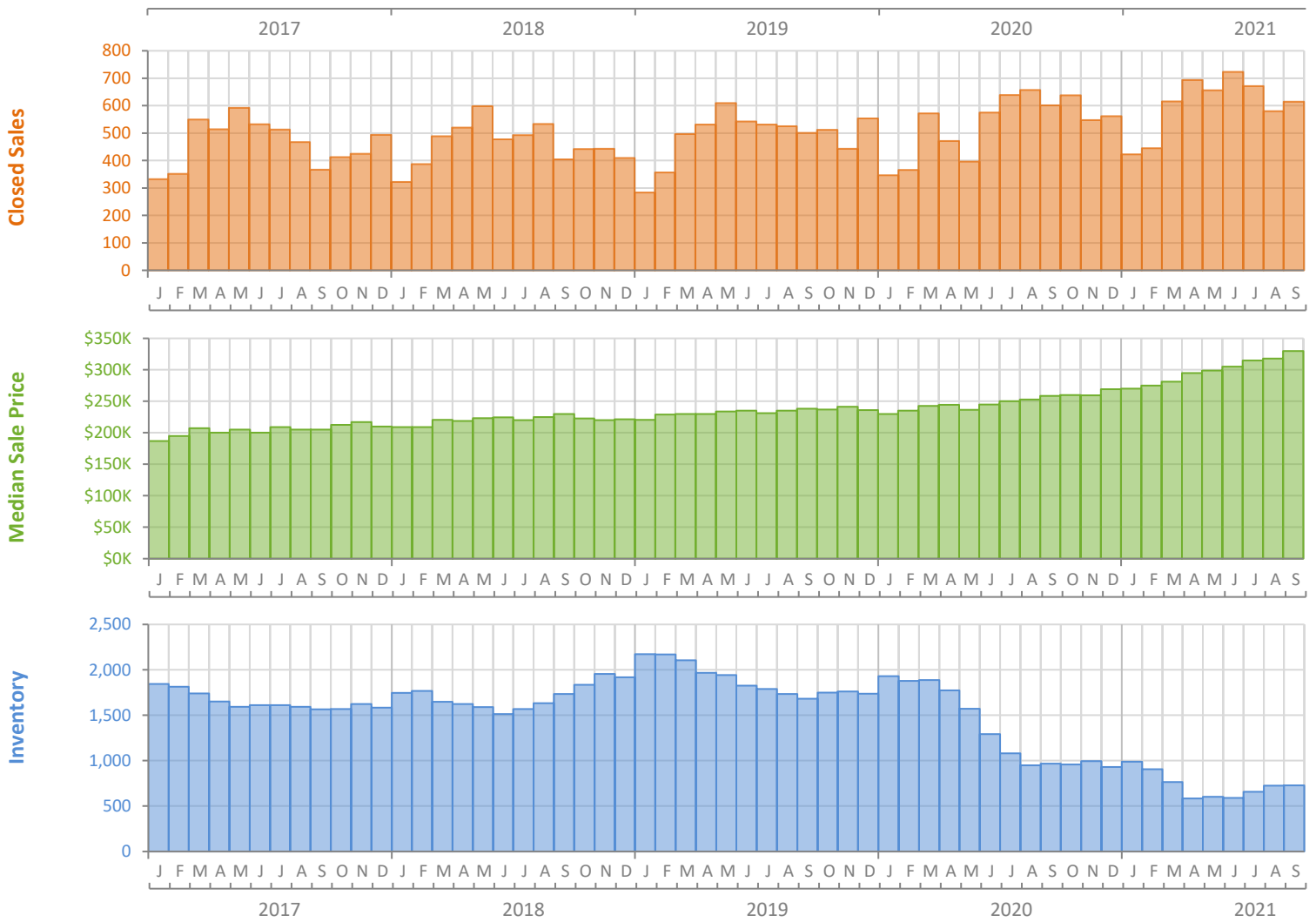
Monthly Market Summary - September 2021

Single-Family Homes

St. Lucie County



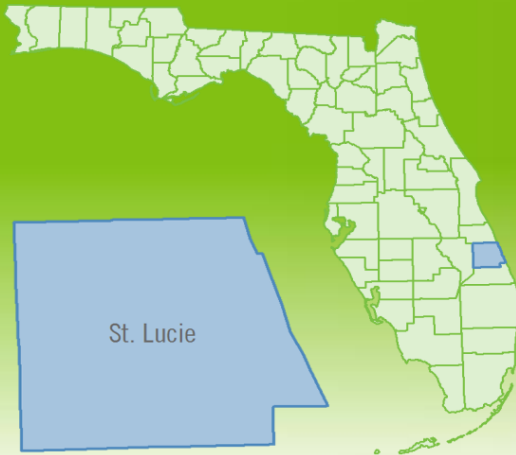
	September 2021	September 2020	Percent Change Year-over-Year
Closed Sales	615	601	2.3%
Paid in Cash	168	118	42.4%
Median Sale Price	\$330,000	\$258,680	27.6%
Average Sale Price	\$357,579	\$278,970	28.2%
Dollar Volume	\$219.9 Million	\$167.7 Million	31.2%
Med. Pct. of Orig. List Price Received	100.0%	98.4%	1.6%
Median Time to Contract	9 Days	18 Days	-50.0%
Median Time to Sale	51 Days	67 Days	-23.9%
New Pending Sales	737	709	3.9%
New Listings	748	756	-1.1%
Pending Inventory	1,357	1,147	18.3%
Inventory (Active Listings)	727	968	-24.9%
Months Supply of Inventory	1.2	1.9	-36.8%



Monthly Distressed Market - September 2021

Single-Family Homes

St. Lucie County



		September 2021	September 2020	Percent Change Year-over-Year
Traditional	Closed Sales	610	589	3.6%
	Median Sale Price	\$330,250	\$259,900	27.1%
Foreclosure/REO	Closed Sales	3	8	-62.5%
	Median Sale Price	\$210,000	\$208,511	0.7%
Short Sale	Closed Sales	2	4	-50.0%
	Median Sale Price	\$186,500	\$187,500	-0.5%

