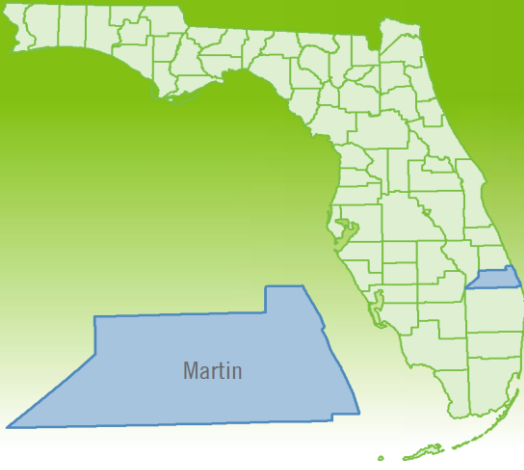


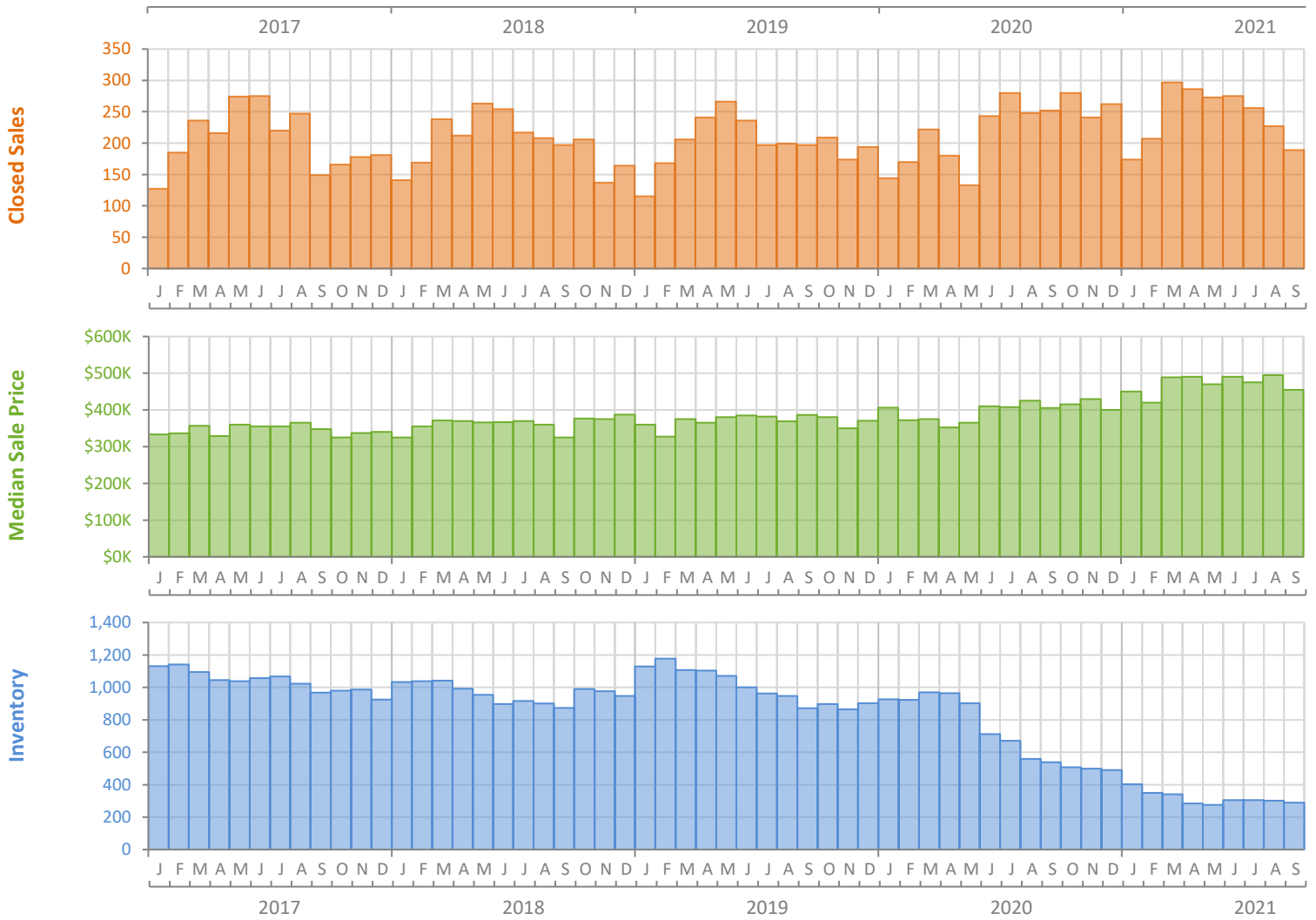
# Monthly Market Summary - September 2021

## Single-Family Homes

### Martin County



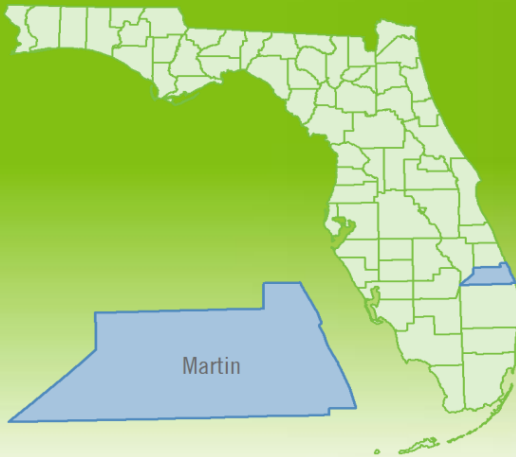
	September 2021	September 2020	Percent Change Year-over-Year
Closed Sales	189	252	-25.0%
Paid in Cash	71	64	10.9%
Median Sale Price	\$455,000	\$405,444	12.2%
Average Sale Price	\$641,592	\$526,346	21.9%
Dollar Volume	\$121.3 Million	\$132.6 Million	-8.6%
Med. Pct. of Orig. List Price Received	98.2%	96.7%	1.6%
Median Time to Contract	16 Days	25 Days	-36.0%
Median Time to Sale	56 Days	67 Days	-16.4%
New Pending Sales	215	275	-21.8%
New Listings	217	257	-15.6%
Pending Inventory	310	407	-23.8%
Inventory (Active Listings)	290	538	-46.1%
Months Supply of Inventory	1.2	2.6	-53.8%



# Monthly Distressed Market - September 2021

## Single-Family Homes

### Martin County



		September 2021	September 2020	Percent Change Year-over-Year
Traditional	Closed Sales	188	252	-25.4%
	Median Sale Price	\$455,000	\$405,444	12.2%
Foreclosure/REO	Closed Sales	0	0	N/A
	Median Sale Price	(No Sales)	(No Sales)	N/A
Short Sale	Closed Sales	1	0	N/A
	Median Sale Price	\$608,000	(No Sales)	N/A

